



राष्ट्रीय परीक्षा एजेंसी
National Testing Agency
Excellence in Assessment



ज्ञान-विज्ञान विमुक्तये
University Grants Commission

COMMON UNIVERSITY ENTRANCE TEST (UNDERGRADUATE) CUET (UG) 2023



Aligarh Muslim University



Assam University



Babasaheb Bhimrao Ambedkar University



Banaras Hindu University



Central University of Andhra Pradesh



Central University of South Bihar



ગુજરાત કેન્દ્રીય વિશ્વવિદ્યાલય
CENTRAL UNIVERSITY OF GUJARAT

Central University of Gujarat



Central University of Haryana



Central University of Himachal Pradesh



Central University of Jammu



Central University of Jharkhand



Central University of Karnataka



Central University of Kashmir



Central University of Kerala



Central University of Odisha



Central University of Punjab



Central University of Rajasthan



Central University of Tamil Nadu



Dr. Harisingh Gaur Vishwa Vidyalaya



Guru Ghasidas Vishwavidyalaya



Hemvati Nandan Bahuguna Garhwal University



Indira Gandhi National Tribal University



Jamia Milia Islamia



Jawaharlal Nehru University

NATIONAL TESTING AGENCY

Vision

The right candidates joining best institutions will give India her demographic dividend.

Mission

To improve equity and quality in education by administering research based valid, reliable, efficient, transparent, fair and international level assessments. The best subject matter experts, psychometricians and IT delivery and security professionals will ensure that the current gaps in existing assessment systems are properly identified and bridged.

Core Values

NTA will create a system which will promote teaching (by teachers), learning (by students) and assessment (by parents and institutions). NTA strongly believes in quality, efficiency, effectiveness, equity and security of assessments. To practice these values, NTA will constantly engage with its stakeholders, viz. students, parents, teachers, experts and partner institutions.

Index

CONTENT		PAGE NO.
List of Abbreviations		5
Important Information and Dates at a Glance		6-12
Chapter-1	INTRODUCTION	13-14
1.1	About National Testing Agency (NTA)	13
1.2	About Central Universities	14
1.3	About CUET (UG) - 2023	14
1.4	Role of NTA	14
Chapter-2	EXAMINATION SCHEME	15-17
2.1	Mode of Examination	15
2.2	Medium of Examination	15
2.3	Scheme of Examination	16
2.4	Pattern of Examination	16
2.5	Tests / Subjects covered under CUET (UG) - 2023	16
2.6	Duration of Test	16
2.7	Syllabus of Test	17
Chapter-3	Eligibility	18-19
3.1	Eligibility	18
3.2	List of Qualifying Exam	18
3.3	Year of Appearance in Qualifying Examination	19
3.4	State of Eligibility	19
Chapter-4	Reservation	20-23
4.1	Reservations	20
4.1.1	For Candidates claiming to the Gen-EWS Category	20
4.1.2	For Candidates claiming to the OBC-NCL Category	20
4.1.3	For Candidates claiming to the SC or ST Category	20
4.2	Provisions relating to persons with disability	20
4.3	Facilities for PwBD Candidates to appear in the Exam	21
4.4	Services of a Scribe	21-23
Chapter-5	Choice of Cities	24

Chapter-6	Admit Card	25
Chapter-7	Schedule of Examination	26
Chapter-8	Fields of Application Form	27-31
Chapter-9	Important Instructions for the Candidates	32-33
Chapter-10	Unfair Means Practices and breach of Examination Rules	34
10.1	Definition	34
10.2	Punishment for Using Unfair Means practices	34
10.3	Cancellation of Result	34
Chapter-11	Display of Answer Key for Challenge	35-36
11.1	Display of Answer Key Challenge	35
11.2	Display of Recorded Responses	35
11.3	Marking Scheme of Examination	35
11.4	Use of Scores of CUET (UG) – 2023 by other Organizations	36
Chapter-12	CUET (UG) – 2023 Score and Admissions	37
12.1	CUET (UG) – 2023 NTA Score	37
12.2	Re-evaluation/ Re-checking of Result	37
12.3	Admissions	37
Chapter-13	Common Service Centres	38
13.1	Common Service Centres/Facilitation Centres	38
Chapter-14	Miscellaneous	39
14.1	Query Redressal System (QRS)	39
14.2	Correspondence with NTA	39
14.3	Weeding Out Rules	39
14.4	Legal Jurisdiction	39

S. No.	Annexure No.	Particulars	Page No.
1	IA	Gen-EWS Certificate Format	40
2	IB	Declaration By The Candidate In Lieu of Gen-EWS Certificate Format	41
3	IIA	OBC-NCL Certificate Format	42-43
4	IIB	Declaration By The Candidate In Lieu of OBC-NCL Certificate Format	44
5	III	SC/ST Certificate Format	45
6	IV	Disability Certificate Form-PwBD (II)	46
7.	V	Letter of undertaking using own Scribe	47
S. No.	Appendix No.	Particulars	Page No.
1.	I	List of Central Universities	48-49
2.	II	List of Languages/ Domain Specific Subjects/ General Test offered under CUET (UG) - 2023	50-51
3.	III	List of Examination Cities for CUET (UG) - 2023	52-60
4.	IV	Procedure for Online Payment of Fee and Helpline for Payment Related Queries	61-62
5.	V	Computer Based Test (CBT) Guidelines	63-66
6.	VI	Procedure to be adopted for compilation of NTA Score for Multi Session Papers	67-76
7.	VII	Replica of the online Application Form of CUET (UG) - 2023	77-103

LIST OF ABBREVIATIONS

CBT	Computer Based Test
CU	Central University
CUET	Common University Entrance Test
EWS	Economically Weaker Section
GOI	Government of India
MCQ	Multiple Choice Question
MoE	Ministry of Education
NDA	Non-Disclosure Agreement (NDA)
NEGP	National e-Governance Plan (NeGP)
NTA	National Testing Agency
OBC-NCL	Other Backward Classes-Non Creamy Layer
PwBD	Persons with Disabilities
QRS	Query Redressal System
RPwBD	The Rights of Persons with Disabilities Act, 2016
SC	Scheduled Castes
ST	Scheduled Tribes
TPC	Test Practice Centre
UPI	Unified Payment Interface (UPI)
UR	Unreserved
UT	Union Territory
UI	Under Graduate/Integrated
VLE	Village level Entrepreneur
OCI	Overseas Citizen of India

IMPORTANT INFORMATION AND DATES AT A GLANCE

(Please refer to Information Bulletin / University/ Institution / Organization Websites for details)

Important Dates and Fee Details for Common University Entrance Test (UG) - 2023:

Common University Entrance Test (CUET (UG) – 2023) will be conducted in 13 mediums across India for admission into the Undergraduate Programmes in Computer Based Test (CBT) mode for all the Central Universities (CUs) and participating Universities in India for the academic year 2023-24.

Online Submission of Application Form	09 February to 12 March 2023 (up to 09:00 P.M.)
Last date of successful transaction of fee through Credit/Debit Card/Net-Banking/UPI	12 March 2023 (up to 11:50 P.M.)
Correction in Particulars	15 March to 18 March 2023 (Up to 11:50 P.M.)
Announcement of the City of Examination	30 April 2023
Downloading of Admit Cards from the NTA website	Second week of the May 2023
Date of Examination	21 May 2023 to 31 May 2023 (Reserve dates: 01 to 07 June 2023)
Display of Recorded Responses and Answer Keys	To be announced later on the website
Website(s)	www.nta.ac.in, https://cuet.samarth.ac.in/
Declaration of Result on the NTA website	To be announced later on the website

For CUET (UG) – 2023, fees will be **charged based on the number of subjects chosen** by the candidates. The following fee structure is applicable for CUET (UG) - 2023:

Fee Payable by candidates [CUET (UG) – 2023] in INR				
No. of subjects	Centres in India			Centres outside India
	General (UR)	OBC)- (NCL) / EWS	SC/ST/PwBD/ Third gender	
Up to 03 subjects	₹ 750/-	₹ 700/-	₹ 650/-	₹ 3750/-
Up to 07 Subjects	₹ 1500/-	₹ 1400/-	₹ 1300/-	₹ 7500/-
Up to 10 Subjects	₹ 1750/-	₹ 1650/-	₹ 1550/-	₹ 11,000/-

*Other Backward Classes-Non Creamy Layer as per the central list of Other Backward Classes available on National Commission for Backward Classes (NCBC), Government of India website www.ncbc.nic.in. Only the candidates falling in this list may mention OBC in the Category Column. State list OBC candidates who are not in OBC-NCL (Central List) must choose General/Unreserved.

**As per the OM No. 20013/01/2018-BC-II dated 17 January 2019, issued by the Ministry of Social Justice and Empowerment and the OM No. 12-4/2019-U1 dated 17.01.2019 of MHRD Department of Higher Education regarding implementation of reservation for Economically Weaker Section (EWS) for admission in Central Educational Institutions.

Broad features of CUET (UG) - 2023 are as follows:

Mode of the Test	Computer Based Test-CBT
Test Pattern	Objective type with Multiple Choice Questions
Medium	13 languages (<i>Assamese, Bengali, English, Gujarati, Hindi, Kannada, Malayalam, Marathi, Punjabi, Odia, Tamil, Telugu, and Urdu</i>)
Syllabus	Language: Language to be tested through Reading Comprehension (based on different types of passages–Factual, Literary and Narrative), Literary Aptitude and Vocabulary
	Domain Subject: As per Class 12 syllabus only.
	General Test: General Knowledge, Current Affairs, General Mental Ability, Numerical Ability, Quantitative Reasoning (Simple application of basic mathematical concepts arithmetic/algebra geometry/mensuration/statistics), Logical and Analytical Reasoning
Registration	Registration will be online at https://cuet.samarth.ac.in/

- *For General Test, Candidates will have to attempt 50 Questions out of 60..*
- *For all other subjects including languages, 35/40 Questions are to be attempted out of 45/50.*

Candidates are requested to fill in the Application Form very carefully.

- (a) The fee can be submitted only online through Net Banking/Credit Card/Debit Card/UPI, or Paytm Services. Processing charges and GST as applicable are chargeable from the candidate (in addition to the examination fee) by the concerned Bank/Payment Gateway Integrator. For details/procedure, please see **Appendix-IV**.
- (b) The Confirmation Page of the online Application Form will be generated only after successful payment of the fee by the Candidate. In case the Confirmation Page is not generated after payment of fee, then the candidate may have to approach the concerned Bank/Payment Gateway (in the helpline numbers and email given in **Appendix-IV** for ensuring the successful payment or for obtain the refund of duplicate /multiple payments.
 1. Candidates must carefully read the Instructions (including how to fill up the Application Form online) given in the Information Bulletin available on the NTA Website. Candidates not complying with the instructions shall be summarily disqualified.
 2. Candidates should apply for **CUET (UG) - 2023 through the “Online” mode only**. The Application Form **in any other mode will not be accepted**.
 3. Submission of Application Form could be made by the candidate online through the NTA website: <https://cuet.samarth.ac.in/>
 4. **Instructions for filling Online Application Form:**

- ❖ Before starting to fill the application form candidates are advised to read the Prospectus displayed on the website of the University/ies where admission is sought and be clear about the courses offered by them, seats available, eligibility as regards age, passing/appearing in qualifying exam, minimum marks in the qualifying exam, relaxation thereof, reservation, admission procedure, etc before applying for the **CUET (UG) - 2023**, as Universities have their own specific requirements for admission to specified courses. NTA will not entertain the corrections sent by the candidate through Post/Fax/WhatsApp/E-mail/by Hand.
- ❖ Download **Information Bulletin and Replica of Application Form**. Read these carefully to ensure your eligibility
- ❖ **Follow the steps given below to Apply Online:**

Step 1: Registration Form:

Register for the Online Application Form and note down the system-generated Application Number. The candidate should supply the required details while filling the Online Application Form and is also required to create PASSWORD and choose Security Question and enter his/her Answer. After successful submission of the personal details, an Application number will be generated and it will be used to complete the remaining Steps of the Application Form and will also be required for all future reference/correspondence. For subsequent logins, the candidate will be able to login directly with the respective system-generated **Application Number** and created **Password**.

Step 2: Application Form:

The Candidates can log in with the system-generated Application Number and pre-created Password for completing the Application Form including filling up personal details, providing the details of educational qualification, university/ programme selection, test paper details, choosing the Examination Cities, and uploading the images and documents (if any)

Upload Scanned Images of Candidate’s Photograph, Signature, and Category Certificate (if applicable), and PwBD Certificate (wherever applicable):

- i. **The recent photograph should be either in colour or black and white with 80% face (without mask) visible including ears against a white background.**
- ii. Scanned photograph and signature should be in JPG/JPEG format (clearly legible).
- iii. The size of the scanned photograph should be between **10 kb to 200 kb** (clearly legible).
- iv. The size of the scanned signature should be between **4 kb to 30 kb** (clearly legible).
- v. The size of the scanned copy of the Category certificate (SC/ST/OBC/EWSetc.) should be between **50kb to 300kb** in pdf (clearly legible).
- vi. *The size of the scanned copy of the PwBD certificate should be between **50kb to 300 kb** in pdf (clearly legible)

[Note: The Candidate has to upload only his/her own photograph, signature, and certificate(s) as mentioned above (and not of anybody else) in a correct/proper manner. In case, it is found

at any time in the future that the Candidate has used/uploaded the photograph, signature, and certificate(s) of someone else in his/her Application Form, or *he/she has tampered his/her Admit Card/Result/Scorecard, these acts of the candidate shall be treated under Unfair Means (UFM) Practices and actions taken as detailed under the provisions of the Information Bulletin relating to Unfair Means Practices.*

Please check your photograph and signature before submission of the Application Form. In case the photograph or signature is blurred or not visible to identify the identity of the candidate then, the application will be rejected and no option for correction or revision will be permitted.

Step 3: Fee Payment:

After completing Step 1 and Step 2, the candidates have to pay the requisite examination fee. The fee can be submitted only online through Net Banking, Credit Card, Debit Card or UPI. Processing charges and GST as applicable are chargeable to the candidate (in addition to the examination fee) by the concerned Bank/Payment Gateway Integrator.

The Confirmation Page of the online Application Form will be generated only after successful payment by the Candidate. In case the Confirmation Page is not generated after payment of fee, then the candidate may have to approach the concerned Bank/Payment Gateway (in the helpline number and e-mail given in the Information Bulletin) for ensuring the successful payment or for obtaining the refund of duplicate/multiple payments].

- ❖ **Download, save and print a copy of the Confirmation Page of the Application Form** (which would be downloadable only after successful remittance of fee) for future reference.
- ❖ **All 3 Steps** can be done together or at separate timings. The submission of the Application of a candidate could be considered as successful and his/her candidature would be confirmed only on the successful transaction/receipt of the prescribed application fee from him/her.
 5. Candidates shall ensure that the information entered by them in their respective online Application Form is correct.
 6. Information provided by the candidates in their respective online Application Forms, like the Name of the Candidate, Contact Details, Address Details, Category, Gender, PwBD Status, Educational Qualification Details, Date of Birth, Choice of Exam cities, etc. will be treated as final. Any request for change in such particulars will not be considered by NTA under any circumstances.
 7. ***All candidates must ensure that they have provided the correct e-mail address and mobile number.***
 8. Candidates must ensure that their email address and mobile number to be registered in their online Application Form are their own, as relevant/important information/communication will be sent by NTA through e-mail on the registered mail address and/or through SMS on the registered mobile number only. NTA shall not be responsible for any non-communication /miscommunication with a candidate in the email address or mobile number given by him/her other than his/her own.
 9. ***NTA does not edit/modify/alter any information entered by the candidates after completion of the application process under any circumstances. Any request for***

change in information thereafter will not be entertained. Therefore, candidates are advised to exercise utmost caution before filling up the correct details in the Application Form.

10. *NTA disclaims any liability that may arise to a candidate(s) due to incorrect information provided by him/her in his/her online Application Form.*
11. ***Candidates are advised to visit the NTA Website(www.nta.ac.in) and check their e-mails regularly for the latest updates.***
12. *Candidates shall appear at their own cost at the Examination Centre on the date, shift, and time indicated on their Admit Cards issued by the NTA in due course through its Website.*

Note:

- i. *The final submission of the Online Application Form will remain incomplete if Step 3 is not complete. Such forms will stand rejected and no correspondence on this account will be entertained.*
- ii. *The entire application process for CUET (UG) - 2023 is online, including uploading of scanned images/documents, payment of fees, and printing of Confirmation Page, Admit Card, etc. Therefore, candidates are not required to send/submit any document(s) including ConfirmationPage to NTA through Post/ Fax/WhatsApp/Email/by Hand.*
- iii. ***Usage of Data and Information:***
NTA/Government of India can use the data provided by the End Users (test taker in this case) for the training, research and development, analysis, and other permissible purposes (s).
- iv. *Candidates will also be required to indicate in their application form the name/s of the courses opted by them. All candidates will be eligible in these courses provided they fulfil their eligibility requirement and their data will be shared with University/ies, if required, at a later date, to facilitate the process of their admission there. Hence, candidate/s are advised to exercise care while filling the application form.*
- v. ***Candidates are advised to fill only one Application Form and to take utmost care while filling out the mobile number and e-mail address. Candidates are also advised to use the mobile number and email address that are accessible to them (may be parent/ guardian)! One mobile number and email address can be used for one Application Form only. However in case of twins one mobile can be used for two candidates.***

Important Points to Note:

- I. **Candidates who will be appearing in CUET (UG) - 2023 may participate in the Counselling / admission process of any University / Institution / Organization even though they have not applied for that University / Institution / Organization in the Online Application Form of CUET (UG) – 2023. However, the candidates must fulfil the eligibility criteria of that Course of University / Institution / Organization where they are seeking admission.**
- II. **Also the University / Institution / Organization may admit any candidate who has appeared for CUET (UG) - 2023 irrespective of the fact that the candidate has chosen that University / Institution / Organization in the online Application Form of CUET (UG) – 2023. Moreover, the candidate must fulfil the eligibility criteria for that Course where the admission is being taken.**

For any queries/ clarifications, candidates can also Email / call at the NTA Helpdesk:

Email ID	cu-et-ug@nta.ac.in
Contact Number	011- 40759000 / 011-69227700

Note:

1. All Candidates shall ensure that the information (like his/her name, mother's name, father's name, gender, date of birth, category, PwBD status, mobile number, e-mail address, photograph and signature, choice of cities for exam Centre, etc.) provided by them in their online Application Form is correct and is their own.
2. **Candidates are advised to read the Prospectus displayed on the website of the University/ies where admission is sought and be clear about the courses offered by them, seats available, eligibility as regards to age, passing/appearing in qualifying exam, minimum marks in the qualifying exam, relaxation thereof, reservation, admission procedure, etc applicable and be clear before applying for the CUET (UG) - 2023, as Universities have their own specific requirements for admission to specified courses. NTA will not entertain the corrections sent by the candidate through Post/Fax/WhatsApp/E-mail/by Hand.**
3. In case it is found at any time in the future that the Candidate has used/uploaded the photograph, signature, and certificate(s) of someone else in his/ her Application Form/Admit Card or he/she has tampered with his/her Admit Card/result, it would be treated as Unfair Means (UFM) Practices on his/her part and the actions will be taken under the provisions of Unfair Means Practices, as detailed in the Information Bulletin.
4. **Candidates are NOT allowed to carry Instruments, Geometry or Pencil box, Handbag, Purse, any kind of Paper/ Stationery/ Textual material (printed or written material), Eatables and Water (loose or packed), Mobile Phone/ Earphone/ Microphone/ Pager, Calculator, DocuPen, Slide Rules, Log Tables, Camera, Tape Recorder, Electronic Watches with facilities of calculator, any metallic item or electronic gadgets/ devices in the Examination Hall/Room.**
5. **Candidates are advised to keep visiting the NTA website and University / Institution / Organization website(s) (in which candidate is applying) for the latest updates/public notices / notifications / announcements regarding the CUET (UG) – 2023.**

Brief Advisory regarding COVID-19 Pandemic:

Candidates are advised to carry only the following with them into the examination venue:

- i. Admit card along with Self Declaration (Undertaking) downloaded from the NTA Website (a clear printout on A4 size paper) duly filled in**
- ii. A simple transparent Ball Point Pen**
- iii. Additional photograph (same as uploaded on the Online Application Form) to be pasted on the attendance sheet in examination Room/ Hall.**
- iv. Any one of the authorized photo IDs (must be original, valid, and non-expired) – School Identity Card/ PAN card/ Driving License/ Voter ID/ Passport/ Aadhaar Card (With photograph)/E-Aadhaar with photograph/ Ration Card with photograph/ Class 12 Board Admit Card with photograph/ Bank Passbook with Photograph.**
- v. PwBD certificate issued by the authorized medical officer, if claiming the relaxation under PwBD category**
- vi. Personal hand sanitizer (50 ml)**
- vii. Personal transparent water bottle**
- viii. Sugar tablets/fruits (like banana/apple/orange) in case the candidate is diabetic.**

CHAPTER – 1 INTRODUCTION

1.1. About National Testing Agency (NTA)

The Ministry of Education (MoE), Government of India (GoI) has established the National Testing Agency (NTA) as an independent, autonomous, and self-sustained premier testing organization under the Societies Registration Act (1860) for conducting efficient, transparent, and international standardized tests in order to assess the competency of candidates for admission to premier higher education institutions with a mission to improve equity and quality in education by developing and administering research-based valid, reliable, efficient, transparent, fair and international level assessments.

NTA has created a system that is promoting teaching (by teachers), learning (by students), and assessment (by parents and institutions). NTA strongly believes in the quality, efficiency, effectiveness, equity, and security of assessments. To practice these values, NTA is constantly engaging with its stakeholders, viz. students, parents, teachers, experts, and partner institutions.

The objectives of NTA, *inter alia*, include:

1. To conduct efficient, transparent, and international standardized tests in order to assess the competency of candidates for admission.
2. To undertake research on educational, professional, and testing systems to identify gaps in the knowledge systems and take steps for bridging them.
3. To produce and disseminate information and research on education and professional development standards.

National Testing Agency has been entrusted with the responsibility of conducting the Common University Entrance Test (UG) for admission into the Undergraduate programmes/ courses for all the Central Universities (CUs) for the **Academic session 2023-2024**.



1.2. About Central Universities (CUs)

Central Universities or Union Universities in India are established by an Act of Parliament and are under the purview of the Department of Higher Education in the Ministry of Education. In general, Universities in India are recognized by the University Grants Commission (UGC), which draws its power from the University Grants Commission Act, 1956. In addition, 15 Professional Councils are established, controlling different aspects of accreditation and coordination. Central universities, in addition, are covered by the Central Universities Act, 2009, which regulates their purpose, powers, governance, etc.

1.3. About Common University Entrance Test (CUET (UG) - 2023)

The Common University Entrance Test (CUET) is being introduced for admission into all UG Programmes in all Central Universities for **Academic session 2023-24** under the Ministry of Education, (MoE). The Common University Entrance Test (CUET) will provide a common platform and equal opportunities to candidates across the country, especially those from rural and other remote areas and help establish better connect with the Universities. A single Examination will enable the Candidates to cover a wide outreach and be part of the admissions process to various Central Universities.

List of Central Universities is given at **Appendix 1**.

1.4. Role of NTA

The Role of NTA is confined to registration of candidates, conduct of the test, hosting of answer key, inviting challenges, finalising answer keys, preparing and declaring result and hosting Score Card.

Merit list will be prepared by participating Universities/ organisations. Universities may conduct their individual counselling on the basis of the score card of CUET (UG) - 2023 provided by NTA.

The letters/e-mails/grievances/queries/RTI applications/Court cases pertaining to admission related matters/procedures will not be entertained by NTA. The same may be addressed to the concerned University.

CHAPTER – 2 EXAMINATION SCHEME

2.1. Mode of Examination:

CUET (UG) - 2023 will completely be conducted in **Computer Based Test (CBT)** mode.

2.2. Medium of Examination:

Medium of the Question Papers: Drawing from the National Education Policy (NEP), the CUET (UG)- 2023 will be conducted in English, Hindi, Assamese, Bengali, Gujarati, Kannada, Malayalam, Marathi, Odia, Punjabi, Tamil, Telugu, and Urdu.

S. No.	Language	Examination Centres
1.	English	All Examination Centres
2.	English and Hindi	All Examination Centres in India
3.	English and Assamese	Examination Centres in Assam
4.	English and Bengali	Examination Centres in West Bengal, Tripura, and Andaman & Nicobar Islands
5.	English and Gujarati	Examination Centres in Gujarat, Daman & Diu, Dadra & Nagar Haveli
6.	English and Kannada	Examination Centres in Karnataka
7.	English and Malayalam	Examination Centres in Kerala and Lakshadweep
8.	English and Marathi	Examination Centres in Maharashtra
9.	English and Odia	Examination Centres in Odisha
10.	English and Punjabi	Examination Centres in Punjab, Chandigarh, and Delhi/New Delhi (including Faridabad, Ghaziabad, Gurugram, Meerut, Noida/Greater Noida)
11.	English and Tamil	Examination Centres in Tamil Nadu, Puducherry, and Andaman & Nicobar Islands
12.	English and Telugu	Examination Centres in Andhra Pradesh and Telangana
13.	English and Urdu	All Examination Centres in India

The option of language for Question Paper should be exercised while filling up the Application Form online and it cannot be changed at a later stage.

Please note that for the correctness of the questions in all the question papers, the English version will be taken as the final.

2.3. Scheme of Examination

Subject combinations for each paper, type of questions in each paper, and mode of examination are given in the table below:

Section	Subjects/ Tests	Questions to be Attempted
Section 1A - Languages	There are 13 different languages. Any of these languages may be chosen.	40 questions to be attempted out of 50 in each language.
Section 1B - Languages	There are 20 Languages. Any of these languages may be chosen.	
Section 2 - Domain	There are 27 Domains specific subjects being offered under this section. A candidate may choose any subject as desired by the applicable University/ Universities.	35/40 Questions to be attempted out of 45/50 .
Section 3 - General Test	For any such undergraduate programme / programmes being offered by Universities where a General Test is being used for admission.	50 Questions to be attempted out of 60
Note: 1. <i>From the above subjects / languages, the candidate can choose maximum of 10 subjects from all three Sections.</i> 2. <i>Examination will be conducted on multiple days in three shifts, depending on the number of Candidates and Subject choices.</i>		

2.4. Pattern of Question Paper:

Objective type Multiple Choice Questions (MCQs).

2.5. Tests / Subject covered under CUET (UG) - 2023

There are three shifts in a day. A candidate can choose upto **10 Subjects** for giving the Exam. List of Languages, Domain Specific Subjects and General Test covered in CUET (UG) – 2023 is given in **Appendix II**.

2.6. Duration of Test:

Examination will be conducted on multiple days in **three slots per day**.

Note: Compensatory time for PwBD Candidates of 20 minutes for each hour examination will be given.

Note :

Examination will be conducted on multiple days in three shifts, depending on the number of Candidates and Subject choices.

2.7. Syllabus of Test:

Syllabus	Language - Language to be tested through Reading Comprehension (based on different types of passages–Factual, Literary and Narrative, and Literary Aptitude and Vocabulary.
	Domain Subject -As given on NTA website https://cuet.samarth.ac.in
	General Test -General Knowledge, Current Affairs, General Mental Ability, Numerical Ability, Quantitative Reasoning (Simple application of basic mathematical concepts arithmetic / algebra geometry / mensuration / stat), Logical and Analytical Reasoning

The syllabus for domain specific subjects will be available on NTA website <https://cuet.samarth.ac.in>

CHAPTER – 3 ELIGIBILITY

3.1. Eligibility

For appearing in the CUET (UG) - 2023, there is **no age limit** for the candidates. The candidates who have passed the class 12 /equivalent examination or are appearing in 2023 irrespective of their age can appear in CUET (UG) - 2023 examination. ***However, the candidates will be required to fulfill the age criteria (if any) of the University / Institution / Organization in which they are desirous of taking admission.***

3.2. List of Qualifying Examinations (QE)

- i. The **final examination of the 10+2 system**, conducted by any recognized Central/ State Board, such as the Central Board of Secondary Education, New Delhi; Council for the Indian School Certificate Examinations, New Delhi; etc.
- ii. **Intermediate or two-year Pre-University** examination conducted by a recognized Board/ University.
- iii. **Final examination of the two-year course** of the Joint Services Wing of the National Defence Academy
- iv. **Senior Secondary School Examination** conducted by the National Institute of Open Schooling with a minimum of **five** subjects.
- v. Any Public School/ Board/ University examination in India or any foreign country is recognized as **equivalent to the 10+2 system** by the **Association of Indian Universities (AIU)**.
- vi. **Higher Secondary Certificate Vocational Examination.**
- vii. **A Diploma recognized by AICTE or a State board** of technical education of at least 3 years duration.
- viii. **General Certificate Education (GCE)** examination (London/Cambridge/Sri Lanka) at the **Advanced (A) level.**
- ix. **High School Certificate Examination of the Cambridge University or International Baccalaureate Diploma of the International Baccalaureate Office, Geneva.**
- x. Candidates who have completed the Class 12 (or equivalent) examination outside India or from a Board not specified above should produce a certificate from the **Association of Indian Universities (AIU)** to the effect that the examination they have passed is equivalent to the Class 12 Examination.
- xi. In case the Class 12 Examination is not a public examination, the candidate must have passed at least one public (Board or Pre-University) examination earlier.

3.3. Year of Appearance in Qualifying Examination

For year of appearance in Class 12 / equivalent examination, relevant conditions of Universities / Institutions (as applicable) will be applied. The candidate must ensure his eligibility from the website of respective Universities / Institutions.

Note:

1. For admission in Universities through CUET (UG) - 2023 , the existing policies regarding quota, category, relaxation, reservations, qualification, subject combinations, preferences etc. of the respective University / Institution / Organization shall be applicable.
2. As the eligibility criteria for admission may be unique for every University, the candidates are advised to visit the University website to which they are applying for their respective programs.
3. Candidates are advised to satisfy themselves before applying that they possess the eligibility criteria laid down by the University they are applying to.
4. Mere appearance in the Entrance Test or securing pass marks at the test does not entitle a candidate to be considered for admission to the Programme unless he/she fulfils the Programme wise eligibility conditions of the University they are applying to.

CHAPTER – 4 RESERVATIONS

4.1. Indian nationals belonging to certain categories are admitted under the seats reserved for them in accordance with the rules prescribed by the Government of India.

However, *in the case of the Central Universities, the reservation policy of the respective University shall be applicable.*

4.1.1. For Candidates claiming to the GEN-EWS category

GEN-EWS certificate (**Annexure-IA**) needs to be uploaded in the Online Application Form of CUET (UG) - 2023 which should have been issued on or after **01 April 2022** in consonance with the latest guidelines of the Government of India.

If any GEN-EWS candidate fails to submit the GEN-EWS certificate (issued on or after **01 April 2022**) at the time of online registration, the candidate has to upload a declaration [Declaration in Lieu of Gen-EWS Certificate at **Annexure-IB**] to that effect (Reference: **No.F.No.20013/01/2018-BC-II**).

4.1.2. For Candidates claiming to the OBC-NCL category

OBC-NCL certificate (**Annexure-IIA**) needs to be uploaded in the Online Application Form of CUET (UG) - 2023 which should have been issued in consonance with the latest guidelines of the Government of India.

If any OBC-NCL candidate fails to upload the OBC- NCL certificate (issued on or after **01 April 2022**) at the time of online registration, the candidate has to upload a declaration [Declaration in Lieu of OBC-NCL Certificate as per **Annexure-IIB**] to that effect. Visit <http://www.ncbc.nic.in> for the latest guidelines and updates on the Central List of State-wise OBCs.

4.1.3. For Candidates claiming to the SC or ST category

Caste (for SC) or tribe (for ST) certificate (**Annexure-III**) needs to be uploaded in the Online Application Form of CUET UG - 2023, as per the latest guidelines of the Government of India.

4.1.4 Provisions relating to Persons with Disability (PwD)

(a) Guidelines for conducting written examination for Persons with Benchmark Disabilities above 40% vide letter dated 29 August 2018 from Ministry of Social Justice and Empowerment

Provisions relating to Persons with Disability (PwD):

As per Section 2(t) of the RPwD Act, “Persons with Disability (PwD)” means a person with long-term physical, mental, intellectual, or sensory impairment which, in interaction with barriers, hinders his full and effective participation in society equally with others.

According to Section 2(r) of the RPwD Act, 2016, “persons with benchmark disabilities” means **a person with not less than forty percent (40%) of a specified disability** where specified disability has not been defined in measurable terms and includes a person with disability where specified disability has been defined in measurable terms, as certified by the certifying authority.

Facilities for PwBD candidates to appear in the exam

As per the guidelines issued by the Department of Empowerment of Persons with Disabilities (Divyangjan) under the Ministry of Social Justice and Empowerment issued from time to time on the subject: “Written Examination for Persons with Benchmark Disabilities”, for the candidate with one of the benchmark disabilities [as defined in Section 2(r) of RPwD Act, 2016], holding a Disability Certificate in the prescribed format in the Rights of Person with Disabilities Rules, 2017

(link:

https://upload.indiacode.nic.in/showfile?actid=AC_CEN_25_54_00002_201649_151780732_8299&type=rule&filename=Rules_notified_15.06.pdf).

- a. *The facility of Scribe*, in case he/she has a **physical limitation and a scribe is essential to write the examination on his/her behalf**, being so certified in the aforesaid format by a CMO/Civil Surgeon/ Medical Superintendent of a Government Health Care Institution.
- b. *Compensatory time* of **one hour** for examination of **three hours** duration, whether such candidate uses the facility of Scribe or not.

Services of a Scribe

As per the office memorandum of the Ministry of Social Justice and Empowerment (Reference: F.No. 34-02/2015-DD-III dated August 29, 2018), the PwD candidates who are visually impaired OR have a disability in the upper limbs OR have lost fingers/hands thereby preventing them from properly operating the Computer Based Test platform may avail the services of a scribe (amanuensis).

The scribe will help the Candidate in reading the questions and/or keying in the answers as per the directions of the Candidate. A scribe will NEITHER explain the questions NOR suggest any solutions.

PwBD candidates who desire to avail the services of a scribe need to opt for this during the online registration of CUET (UG) – 2023.

*It is to be noted that the Scribe will be provided by the **National Testing Agency (NTA)**, if requested.*

If it is found at any stage that a candidate has availed the services of a scribe and/or availed the compensatory time, but does not possess the extent of disability that warrants the use of a scribe and/or grant of compensatory time, the candidate will be excluded from the process of evaluation, ranking, counselling, and admission. In case such a candidate has already been admitted to any Institution, the admission of the candidate will be cancelled.

The NTA does not guarantee any change in the category or sub-category (PwD status) after the submission of the Online Application Form, and in any case, no change will be entertained by NTA after the declaration of NTA Score for CUET (UG) - 2023. The category/sub-category (PwD status) entered in the CUET (UG) Database by the candidate may be used by the participating University / Institution / Organization). Therefore, the candidates are advised to fill in the category/sub-category column very carefully.

Note:

1. The minimum degree of disability should be **40% (Benchmark Disability)** in order to be eligible for availing reservation for persons with specified disability.
2. The extent of “specified disability” in a person shall be assessed in accordance with the “Guidelines for the purpose of assessing the extent of specified disability in a person included under the **Rights of Persons with Disabilities Act, 2016 (49 of 2016)**” notified in the Gazette of India by the Ministry of Social Justice and Empowerment [Department of Empowerment of Persons with Disabilities (Divyangjan)] on 4 January 2018.
3. No change in the category will be entertained after the last date specified by NTA for CUET (UG) - 2023 Registration.

Candidates must note that the benefit of reservation will be given to them subject to verification of documents. If it is discovered at any stage that a candidate has used a false/fake/incorrect document, or has furnished false, incorrect, or incomplete information, in order to avail the benefit of reservation, then such a candidate shall be excluded from all admission processes. In case such a candidate has already been given admission, the admission shall stand cancelled.

4.1.4 (b) Guidelines for conducting written examination for persons with specified disabilities covered under the definition of Section 2(s) of the RPwD Act, 2016 but not covered under the definition of Section 2(r) of the said Act, i.e. persons having less than 40% disability and having difficulty in writing

- I. These guidelines may be called as Guidelines for conducting written examination for persons with specified disabilities covered under the definition of Section 2(s) of the RPwD Act, 2016 but not covered under the definition of Section 2(r) of the said Act, i.e. persons having less than 40% disability and having difficulty in writing.
- II. The facility of scribe and/or compensatory time shall be granted solely to those having difficulty in writing subject to production of a certificate to the effect that person concerned has limitation to write and that scribe is essential to write examination on his/her behalf from the competent medical authority of a Government healthcare institution as per performa.
- III. The medical authority for the purpose of certification as mentioned in point (II) above should be a multi-member authority comprising the following:-
 - i. Chief Medical officer/Civil Surgeon/Chief District Medical Officer.....Chairperson
 - ii. Orthopaedic/PMR specialist
 - iii. Neurologist, if available*
 - iv. Clinical Psychologist/Rehabilitation Psychologist/ Psychiatrist/Special Educator
 - v. Occupational therapist, if available*
 - vi. Any other expert based on the condition of the candidate as may be nominated by the Chairperson. (* the Chief Medical Officer/Civil Surgeon/Chief District Medical Officer may make full efforts for inclusion of neurologists, occupational therapist from the nearest District or the Medical College/Institute, if the same is not available in the District)"
- IV. Compensatory time not less than 20 minutes per hour of the examination should be allowed for persons who are eligible for getting scribe. In case the duration of the examination is less than an hour, then the duration of the compensatory time should be allowed on pro-rata basis. Compensatory time should not be less than 5 minutes and should be in the multiple of 5.

4.2 In the case of the Institutes run/aided/recognized by State Governments, the reservation policy of the respective State Governments shall be applicable.

Note: For admission in Universities through CUET (UG) 2023, the existing policies regarding reservations, relaxation, quota, category, qualification, subject combinations, preferences etc. of the respective University shall be applicable.

The NTA does not entertain any change in the category or sub-category (PwBD status) after the submission of the Online Application Form, and in any case, no change will be entertained by NTA after the declaration of NTA Score for CUET (UG) 2023. The category/sub-category (PwBD status) entered in the CUET (UG) - 2023 Application Form by the candidate will be used for the CUET (UG) 2023. Therefore, the candidates are advised to fill in the category/sub-category column very carefully.

CHAPTER – 5 CHOICE OF CITIES

The Cities where the CUET (UG) - 2023 will be conducted are given in **Appendix III**. While applying, candidates have to **select any two cities of their choice**. Efforts will be made to allot the city of examination to the candidates in the order of preference opted by them in their online Application Form. **However, due to administrative/logistic reasons, a different city can be allotted.**

Choice of Centre Cities will be limited to the State of Permanent Address or State of Present Address only.

In case, there are very few candidates from a City, the NTA reserves the right to merge one, two, or more cities.

The decision of the NTA regarding the allotment of the City/Centre shall be final. No further correspondence or request shall be entertained in this regard.

While filling up the Online Application Form, candidates should select **any two Convenient Cities** from **Appendix I** as their Choice of Cities for the exam Centre in order of their priority.

For convenience, the candidates may select their own city or neighbouring cities in their State of Residence only and not for far away cities in other States. **NTA** will not be responsible for any inconvenience due to the incorrect selection of cities by the candidates.

In case, the number of candidates opting for a city as centre with a regional language is less than a certain minimum, candidates may be allotted Centre in another city irrespective of the city opted by the candidates for appearing in the examination.

Though every effort will be made to allot a Centre in one of the cities selected by the candidate, the NTA reserves the right to allot a centre in a city other than the candidate's choice.

Allotment of Centres will be done mostly in one of the preferred cities of the candidates and there will be no human intervention.

Note: All efforts will be made by NTA to consider the comfort and convenience of candidates, including PwD Candidates while allotting Centres.

CHAPTER –6 ADMIT CARD

e-Admit Card

The e-Admit Card would be issued provisionally to the candidates through the NTA website: <https://cuet.samarth.ac.in/>, subject to the fulfillment of the eligibility conditions and receipt of the prescribed application fee by NTA.

The candidate has to download the Admit Card from the NTA website. The candidate will appear in the examination at the given Centre on the date and shift/timing as indicated in his/her e-Admit Card.

No candidate will be allowed to appear at the examination Centre, on the date and shift/time other than that allotted to him/her in his/her Admit Card.

In case a candidate is unable to download his/her Admit Card from the website, he/she should approach the NTA Help Line Number: **011-40759000 or 011-69227700 between 10.00 A.M. and 5.00 P.M.** **The candidates are advised to read the instructions on the Admit Card carefully and strictly follow them during the examination.**

In case of any discrepancy in the particulars of the candidate or his/her photograph and signature shown in the e-Admit Card and Confirmation Page, the candidate may immediately **approach the NTA Help Line between 10.00 A.M. and 5.00 P.M.** In such a case, the candidate would appear in the examination with the already downloaded Admit Card. However, NTA will take necessary action to make corrections in the record later.

The date of downloading the Admit Card for the exam will be announced on the NTA website (<https://cuet.samarth.ac.in/>)

Note:

- a. *The Candidates may please note that Admit Cards will not be sent by post.*
- b. *In no case, the duplicate Admit Card for Common University Entrance Test (UG) - 2023 would be issued at the Examination Centres.*
- c. *The candidates must not mutilate the Admit Card or change any entry made therein.*
- d. *Candidates are advised to preserve their Admit Cards in good condition for future reference.*
- e. *No Admit Card shall be issued to the candidates whose applications are found to be incomplete for any reasons (including indistinct/ doubtful photographs/unsigned Applications) or who do not fulfill the eligibility criteria for the examination.*
- f. *Issue of Admit Cards, however, shall not necessarily mean acceptance of eligibility which shall be further scrutinized at subsequent stages of the admission process.*

CHAPTER – 7
SCHEDULE OF EXAMINATION

Date of Examination	21 to 31 May 2023 (Reserve Dates: 01 to 07 June 2023)		
Mode of Examination	“Computer Based Test (CBT)” mode		
Slot	Slot 1	Slot 2	Slot 3
Timing of Examination	To be notified later.		
Duration of Examination			
<p><i>Note: Compensatory time for PwBD Candidates, who are eligible for Scribe (whether such candidate uses the facility of Scribe or not) 20 minutes for each hour examination will be extended as per Govt. Guidelines. Such extra time will be extended test wise and not in the aggregate duration of the morning/afternoon slot.</i></p>			

1. Examination will be held on multiple days, in three shifts in a day.
2. Though the tests are scheduled in 3 shifts, as the case may be, each test within each shift is distinct and independent of each other.
3. A candidate has an option to choose the components of the test only. However, allotment of candidates to the Shift will be based on the options exercised and technical and administrative considerations.
4. Admit Cards will be issued for each shift based on the components opted by him/her. No request for change of date/shift will be entertained.
5. All three shifts will start at a specified time. Candidates have to report for the slot/s as per the time stated in their respective Admit Card.

CHAPTER – 8

PARTICULARS TO BE FILLED IN THE ONLINE APPLICATION FORM

The Columns to be filled in the Online Application Form of CUET (UG) - 2023 are as follows. All candidates shall fill up the information as given below:

S. No.	Page	Section	Fields	Remarks
1	Registration Form	Personal Details	Candidate's Name (As per class X or Equivalent Certificate)	
2			Father's Name	
3			Mother's Name	
4			Guardian's Name	Mandatory if Father's & Mother's Name is blank
5			Candidate's Date of Birth	Select from dropdown
6			Gender	Select from dropdown
7			Nationality	Select from dropdown
8			Citizen of the Country	Only Visible If Nationality is Foreign (Other than OCI)
9			Identity Type	Select from dropdown
10			Valid Identification Number	
11		Present Address	Premises/House No./Name	
12			Sub Locality	Optional
13			Locality	Optional
14			Country	Select from dropdown
15			State/UT	Select from dropdown
16			District	Select from list based on State (State-District details attached)
17			Pincode	
18			Email Address	
19			Confirm Email Address	
20			Mobile Number (without country code or 0)	
21		Confirm Mobile Number		
22		Alternate Contact Number	Optional	
23		Permanent Address	Premises/House No./Name	
24			Sub Locality	Optional
25			Locality	Optional
26			Country	Select from dropdown
27			State/UT	Select from dropdown
28			District	Select from list based on State (State-District details attached)
29		Pincode		
30		Choose Password	Password (Minimum 8 characters)	For e.g. Test@123
31			Confirm Password	
32			Security Question	
33			Security Answer	
34		Security Pin	Security Pin	To be entered as displayed on the Screen
35	Application Form	Personal Details	Candidate's Name (As per class X or Equivalent Certificate)	
36			Candidate's Date of Birth	Select from dropdown

37		Gender	Select from dropdown
38		Nationality	Select from dropdown
39		Citizen of the Country	Only Visible If Nationality is Foreign (Other than OCI)
40		Category	Select from dropdown
41		Are you a PwBD Candidate?	Yes/No
42		Type of Disability	Only Visible if PwBD is Yes
43		Other Type of Disability	Only Visible if Type of Disability is Other.
44		Do you have benchmark disability of 40% or more	Only Visible if PwBD is Yes
45		Do you need a Scribe (As per the criteria given in the Information Bulletin)?	Only Visible if PwBD is Yes
46		Father's Name	
47		Father's Qualification	Select from dropdown
48		Father's Occupation	Select from dropdown
49		Mother's Name	
50		Mother's Qualification	Select from dropdown
51		Mother's Occupation	Select from dropdown
52		Guardian's Name	Optional
53		Annual Family Income	Select from dropdown
54		Are You Twin ?	Yes/No
55		Name of the other Brother/Sister as per Class X Certificate	only visible if 'Are you a Twin' is yes
56		Roll Number of Class 10th or its equivalent of the Twin	only visible if 'Are you a Twin' is yes
57		Domicile State	Select from dropdown
58		Are you Diabetic ?	Select from dropdown
59		Place of Residence	Select from dropdown
60		Mode of Preparation	Select from dropdown
61		Other Mode of Preparation	
62		Medium of Study in Qualifying Examination	Select from dropdown
63	Present Address	Premises No./Name	
64		Sub Locality	Optional
65		Locality	Optional
66		Country	Select from dropdown
67		State/UT	Select from dropdown
68		District	Select from list based on State (State-District details attached)
69		Pincode	
70	Permanent Address	Premises No./Name	
71		Sub Locality	Optional
72		Locality	Optional
73		Country	Select from dropdown
74		State/UT	Select from dropdown
75		District	Select from list based on State (State-District details attached)
76		Pincode	
77	Other Quota & Category	Do you belong to Below Poverty Line ?	Yes/No
78		Are you Kashmiri Migrant ?	Yes/No
79		Ward of Defence Personnel / Ex-Servicemen	Yes/No
80		Claim for NCC Quota	Yes/No
81		Claim for Sports Quota	Yes/No

82		Level of Sports Achievement	Select from dropdown Only visible if Claims for Sports Quota is selected Yes
83		Are you a ward of University Employee?	Yes/No
84		Is your Father Employee of University	Only Visible if Ward of University Employee is Yes
85		Name of the University	Only Visible if Ward of University Employee is Yes
86		Father's Employee ID	Only Visible if Ward of University Employee is Yes and Is your Father Employee of University is yes
87		Name of the Department/Affiliated College	Only Visible if Ward of University Employee is Yes and Is your Father Employee of University is yes
88		Father's Designation	Only Visible if Ward of University Employee is Yes and Is your Father Employee of University is yes
89		Father's Employment Status	Only Visible if Ward of University Employee is Yes and Is your Father Employee of University is yes
90		Is your Mother Employee of University	Only Visible if Ward of University Employee is Yes
91		Name of the University	Only Visible if Ward of University Employee is Yes and Is your Mother Employee of University is yes
92		Mother's Employee ID	Only Visible if Ward of University Employee is Yes and Is your Mother Employee of University is yes
93		Name of the Department/Affiliated College	Only Visible if Ward of University Employee is Yes and Is your Mother Employee of University is yes
94		Mother's Designation	Only Visible if Ward of University Employee is Yes and Is your Mother Employee of University is yes
95		Mother's Employment Status	Only Visible if Ward of University Employee is Yes and Is your Mother Employee of University is yes
96	Qualification Details (Class 10th or Equivalent)	Result Status	Select From dropdown
97		Passing Year	Select From dropdown
98		Qualifying Exam	10th or Equivalent (pre-filled)
99		Place of Schooling	Rural/Urban
100		Type of School/College	Select From dropdown
101		Other Type of School/College	
102		Qualifying Examination Country	Select From dropdown
103		Qualifying Examination State	Select From dropdown
104		Qualifying Examination District	Select from list based on State (State-District details attached)
105		Board Name	Select From dropdown
106		Other Board Name	Only Visible if Board Name selected OTHER from the dropdown
107		School/College Name Address	
108		School/College Pincode	
109		Roll Number	

110			Result Mode	Grade/Percentage
111			Maximum Grade Point	Visible if Result Mode Selected Grade
112			CGPA Obtained	
113			CGPA Equivalent Percentage	
114			Maximum Marks	Visible if Result Mode Selected Percentage
115			Marks Obtained	
116	Percentage			
117	Qualification Details (Class 12th or Equivalent)		Result Status	Select From dropdown
118			Passing Year	Select From dropdown
119			Qualifying Exam	12th or equivalent (pre-filled)
120			Place of Schooling	Rural/Urban
121			Type of School/College	Select From dropdown
122			Other Type of School/College	Only Visible if Type of School/College is selected Other.
123			Qualifying Examination Country	Select From dropdown
124			Qualifying Examination State	Select From dropdown
125			Qualifying Examination District	Only Visible if the state is selected.
126			Board Name	Select From dropdown
127			Other Board Name	Only Visible if Board Name selected OTHER from the dropdown
128			School/College Name Address	
129			School/College Pincode	
130			Roll Number	
131			Result Mode	Grade/Percentage
132			Maximum Grade Point	Visible if Result Mode Selected Grade
133			CGPA Obtained	
134			CGPA Equivalent Percentage	
135			Maximum Marks	Visible if Result Mode Selected Percentage
136			Marks Obtained	
137	Percentage			
138	<u>Examination Center Details</u>		Center City Preference 1	Select Exam Centre City from dropdown, based on permanent and contact address state/country
139			Center City Preference 2	
140	University/Programme Selection		Select University Name	Select From dropdown
141			Select Programme Name	Only Visible if the University Name is selected.
142	Test Paper / Subject(s) Selection		Test Paper / Subject 1	Select Subject from dropdown
143			Medium of Test Paper / Subject 1	Visible if Test Paper / Subject 1 is Domain speciifc.
144			Test Paper / Subject 2	Select from dropdown
145			Medium of Test Paper / Subject 2	Visible if Test Paper / Subject 2 is Domain speciifc.
146			Test Paper / Subject 3	Select from dropdown
147			Medium of Test Paper / Subject 3	Visible if Test Paper / Subject 3 is Domain speciifc.
148			Test Paper / Subject 4	Select from dropdown
149			Medium of Test Paper / Subject 4	Visible if Test Paper / Subject 4 is Domain speciifc.
150			Test Paper / Subject 5	Select from dropdown
151			Medium of Test Paper / Subject 5	Visible if Test Paper / Subject 5 is Domain speciifc.
152			Test Paper / Subject 6	Select from dropdown
153			Medium of Test Paper / Subject 6	Visible if Test Paper / Subject 6 is Domain speciifc.
154			Test Paper / Subject 7	Select from dropdown

155			Medium of Test Paper / Subject 7	Visible if Test Paper / Subject 7 is Domain speciifc.
156			Test Paper / Subject 8	Select from dropdown
157			Medium of Test Paper / Subject 8	Visible if Test Paper / Subject 8 is Domain speciifc.
158			Test Paper / Subject 9	Select from dropdown
159			Medium of Test Paper / Subject 9	Visible if Test Paper / Subject 9 is Domain speciifc.
160			Test Paper / Subject 10	Select from dropdown
161			Medium of Test Paper / Subject 10	Visible if Test Paper / Subject 10 is Domain speciifc.
162	Documents Upload	Upload Images/Pdf	Candidate’s Photograph (with 80% face without mask) (jpg, jpeg)	The size of the scanned photograph should be between 10 kb to 200 kb
163			Candidate’s Signature (jpg, jpeg)	The size of the scanned signature should be between 4 kb to 30 kb
164			Category Certificate (pdf) (On Selection of Category other than General/Unreserved)	The size of the scanned copy of the Category certificate (OBC-NCL/SC/ST/EWS etc.) should be in pdf between 50kb to 300kb
165			BPL Certificate (pdf) (On Selection of BPL as Yes)	The size of the scanned copy of certificates should be in pdf between 50kb to 300kb
166			Kashmiri Migrant Certificate (pdf) (On Selection of Kashmiri Migrant as yes)	
167			Ward of Defence Personnel / Ex-Servicemen Category Certificate (pdf) (On Selection of Ward of Defence Personnel / Ex-Servicemen)	
168			Person With Benchmark Disability (PwBD) Certificate (pdf) (On Selection of PwBD Candidate with benchmark disability 40% or more as yes)	

CHAPTER – 9

IMPORTANT INSTRUCTIONS FOR THE CANDIDATES

1. Candidates are advised to report at the Examination Center well in time i.e. 2 hours before commencement of the examination.
2. Candidates should take their seats immediately after the opening of the Examination Hall. If the candidates do not report in time due to any reason i.e. traffic jam, train/bus delay, etc, they are likely to miss some of the important instructions to be announced in the Examination Rooms/Halls. The NTA shall not be responsible for any delay.
3. The candidate must show, on-demand, the Admit Card downloaded/printed from the NTA website for admission in the examination room/hall. The Test Centre Staff on duty is authorized to verify the identity of candidates and may take steps to verify and confirm the identity credentials. Candidates are requested to extend their full cooperation. A candidate who does not possess a valid Admit Card and authorized Photo ID shall not be permitted to take the examination under any circumstances by the Centre Superintendent.
4. A seat indicating Roll Number will be allotted to each candidate. Candidates should find and sit in their allocated seats only. In case a candidate ventures to change his/her seat and does not sit on the seat allotted to him/her could face cancellation of candidature. No plea would be entertained in this regard.
5. The candidate should ensure that the Question Paper available on the computer is as per his/her opted subject indicated in the Admit Card. In case, the subject of the Question Paper is other than his/her opted subject, the same may be brought to the notice of the Invigilator concerned.
6. The candidates may approach the Centre Superintendent/Invigilator in the room for any technical assistance, first aid emergency, or any other information during the course of the examination. For any queries or issues regarding Computer Based Test, the candidates may contact on Helpline Numbers available on the NTA website.
7. In case a candidate, by furnishing false information, appears in more than one shift/date, his candidature will be cancelled and his result will not be declared.
8. For those who are unable to appear on the scheduled date of test for any reason, re-test shall not be held by the NTA under any circumstances.

Note: Candidates shall appear at their own cost at the Centre on the Date, Tests/ Subjects and Timing of Examination as indicated in their Admit Card issued by the NTA. Under no circumstances the choice of cities for the Centre and Timing of Examination provided in the Admit Card shall be changed.

Candidates **MUST** bring the following documents on the day of examination at the test centre. Candidates who will not bring these will not be allowed to sit in the examination.

- a. *Print copy of Admit Card along with Self Declaration (Undertaking) downloaded from the NTA Website (a clear printout on A4 size paper) duly filled in.*
- b. *One passport size photograph (same as uploaded on the Online Application Form) for pasting on the specific space in the Attendance Sheet at Centre during the examination.*
- c. *Any one of the authorized photo IDs (must be original, valid, and non-expired) – School Identity Card/ PAN card/ Driving License/ Voter ID/ Passport/ Aadhaar Card (With photograph)/E-Aadhaar with photograph/ Ration Card with photograph/ Class 12 Board Admit Card with photograph/ Bank Passbook with Photograph.*
- d. *PwBD certificate issued by the authorized medical officer, if claiming the relaxation under PwBD category*

OR

PwBD Certificate regarding physical limitation in an examination to write as per Annexures given in Information Bulletin, if claiming the relaxation under PwBD category.

Rough Work

All calculations/writing work is to be done only in the Rough Sheets provided at the Test Centre in the Examination Room/Hall and on completion of the test, candidates must hand over the Rough Sheets to the Invigilator on duty in the Room/Hall

CHAPTER – 10

UNFAIR MEANS PRACTICES AND BREACH OF EXAMINATION RULES

10.1. DEFINITION

Unfair Means practice is an activity that allows a candidate to gain an unfair advantage over other candidates. It includes, but is not limited to:

- a) Being in possession of any item or article which has been prohibited or can be used for unfair practices including any stationery item, communication device, accessories, eatable items, ornaments, or any other material or information relevant or not relevant to the examination in the paper concerned;
- b) Using someone to write examination (impersonation) or preparing material for copying;
- c) Breaching examination rules or any direction issued by NTA in connection with CUET (UG) - 2023 examination from time to time;
- d) Assisting other candidates to engage in malpractices, giving or receiving assistance of any kind directly or indirectly or attempting to do so;
- e) Contacting or communicating or trying to do so with any person, other than the Examination Staff, during the examination time in the Examination Centre;
- f) Threatening any of the officials connected with the conduct of the examination or threatening any of the candidates;
- g) Using or attempting to use any other undesirable method or means in connection with the examination;
- h) Manipulation and fabrication of online documents viz. Admit Card, Rank Letter, Self-Declaration, etc.;
- i) Forceful entry in /exit from Examination Centre/Hall;
- j) Use or attempting to use an electronic device after entering the Examination Centre;
- k) Affixing/uploading of wrong/morphed photographs/signatures on the Application Form/Admit Card/Proforma;
- l) Creating obstacles in smooth and fair conduct of the examination.
- m) Any other malpractices declared as Unfair Means by the NTA.

10.2. PUNISHMENT FOR USING UNFAIR MEANS PRACTICES

If a candidate indulges in any of the above or similar practices during the course of, before, or after the examination, he/she shall be deemed to have used unfair practices and thus shall be booked under UNFAIR MEANS (UFM) case. **The candidate would be debarred for 3 years in the future and shall also be liable for criminal action and /or any other action as deemed fit.**

10.3. CANCELLATION OF RESULT

The result of CUET (UG) - 2023 of the candidate(s) who indulges in Unfair means Practices will be cancelled and will not be declared. Similarly, the result of those candidates who appear from the Centre other than the one allotted to them or allow another candidate/person to write the exam on his behalf will be cancelled. No plea will be entertained in this regard.

CHAPTER – 11

DISPLAY OF ANSWER KEY FOR CHALLENGE

11.1. DISPLAY OF ANSWER KEY FOR CHALLENGES

1. The NTA will display Provisional Answer Key of the questions on the NTA website: <https://cuet.samarth.ac.in/>, with a Public Notice, issued to this effect on the said website, to provide an opportunity to the candidates to challenge the Provisional Answer Keys with a non-refundable online payment of ₹ 200/- per question challenged as processing charges. The provisional Answer Keys are likely to be displayed for two to three days.
2. Only paid challenges made during stipulated time through key challenge link will be considered. Challenges without justification/evidence and those filed on any other medium other than the prescribed link will not be considered.
3. The NTA decision on the challenges shall be final and no further communication will be entertained. NTA will not inform the Candidates individually about the outcome of the challenges made.
4. The subject experts will examine all the challenges received and then a final answer key will be displayed and declared.
5. **The result will be compiled based on the final answer key declared. No grievance with regard to answer key(s) after the declaration of result/NTA Score of CUET (UG) - 2023 will be entertained.**

11.2. DISPLAY OF RECORDED RESPONSES

The NTA will display the recorded responses and Question Paper attempted by the candidates on the NTA website <https://cuet.samarth.ac.in/> prior to the declaration of the result/NTA Score. The recorded responses are likely to be displayed for two to three days.

11.3. MARKING SCHEME OF EXAMINATION

For Multiple Choice Questions: To answer a question, the candidates need to choose one option corresponding to the correct answer or the most appropriate answer. However, if any anomaly or discrepancy is found after the process of challenges of the key verification, it shall be addressed in the following manner:

- i. Correct answer or the most appropriate answer: Five marks (+5)
- ii. Any incorrect option marked will be given minus one mark (-1).
- iii. Unanswered/Marked for Review will be given no mark (0).
- iv. If more than one option is found to be correct then Five marks (+5) will be awarded to only
- v. those who have marked any of the correct options.
- vi. If all options are found to be correct then Five marks (+5) will be awarded to all those who have attempted the question.

- vii. If none of the options is found correct or a question is found to be wrong or a question is dropped, then all candidates **who have attempted the dropped question** will be given five marks (+5) marks.

11.4. USE OF SCORES OF CUET (UG) - 2023 BY OTHER ORGANIZATIONS

The scores/result of CUET (UG) - 2023 may be utilized by other organisations as per their eligibility criteria/norms/applicable regulations/guidelines/rules.

The University / Institution / Organization may admit any candidate who has appeared for CUET (UG) - 2023 irrespective of the fact that the candidate has chosen that University / Institution / Organization in the online Application Form of CUET (UG) – 2023. Moreover, the candidate must fulfil the eligibility criteria for that Course where the admission is being taken.

CHAPTER – 12

CUET (UG) - 2023 NTA Score for Admissions in Central and other Participating Universities / Institutions / Organizations

12.1. CUET (UG) - 2023 NTA SCORE

- a) For multi-shift papers, raw (actual) marks obtained by the candidates in different shifts/sessions will be converted to NTA Score.
- b) **The detailed procedure for the compilation of the NTA Score is available on NTA Website and also in the Appendix-VII of the Information Bulletin.**
- c) **The NTA Score of CUET (UG) – 2023 is valid for admission to the academic year 2023-24 only.**

12.2. RE-EVALUATION / RE-CHECKING OF RESULT

- a) The result for CUET (UG) - 2023 will be processed based on Final Answer Keys. No grievance with regard to Answer Key(s) after the Declaration of Result of CUET (UG) - 2023 will be entertained.
- b) The marks obtained by a candidate will be considered further for computation of the result of CUET (UG) - 2023.
- c) There shall be no re-evaluation/re-checking of the result. No correspondence in this regard shall be entertained.
- d) No Score Card will be dispatched to the candidates and the candidates are advised to download their Score Cards for CUET (UG) - 2023 from the website: <https://cuet.samarth.ac.in>.

12.3. ADMISSIONS

- a) Merely appearing in CUET (UG) - 2023 does not confer any right to the candidate for admission to the desirous University.
- b) The selection and admission are subject to fulfilling the admission criteria, eligibility, rank in the merit list, medical fitness, verification of original documents, and such other criteria as may be prescribed by the University.
- c) Admissions are handled at the level of each of the Central Universities (CUs) for their respective programs. After the declaration of the CUET (UG) - 2023 result by NTA, the respective CUs will declare the counselling/ admission schedule and merit list based on the CUET (UG) - 2023 score and the other criteria of the respective University.

For all admission related procedures/queries, the candidates are advised to refer to the website of the applied University.

- d) **NTA does not have any role in preparation of Merit List.**

CHAPTER – 13 COMMON SERVICE CENTRES

13.1. COMMON SERVICE CENTRES/ FACILITATION CENTRES

Candidates who are not well conversant and face difficulties in submitting the online application due to various constraints can use the services of Common Services Centre, Ministry of Electronics and Information Technology, Government of India under the Digital India initiatives of Hon'ble Prime Minister. The Common Services Centre (CSC) scheme is a part of the ambitious National e-Governance Plan (NeGP) of the Government of India and is managed at each village panchayat level by a Village Level Entrepreneur (VLE).

There are more than 1.5 lakhs Common Services Centres (CSC) across the country which will provide the desired support to candidates from urban as well as rural areas in online submission of Application Form and payment of fee through e-wallet. The list of the Common Services Centre is available on the website: www.csc.gov.in. To know the nearest Common Services Centre, please open the link - [Find My Csc](https://findmycsc.nic.in/csc/) (<https://findmycsc.nic.in/csc/>).

CHAPTER – 14 MISCELLANEOUS

14.1. QUERY REDRESSAL SYSTEM (QRS)

National Testing Agency (NTA) has established a Query Redressal System (QRS), an online web-enabled system developed by NTA. QRS is the platform based on web technology that primarily aims to enable submission of queries/grievances by the Registered Candidate(s) of CUET (UG) -2023. Examination with (24x7) facility for speedy and favorable redressal of the queries/grievances. A Unique Registration Number will be generated for tracking the status of the queries/grievances.

The Registered Candidate(s) are advised to use the online facility for a speedy response.

14.2. CORRESPONDENCE WITH NTA

All the correspondence should preferably be addressed by e-mail. The email query shall be addressed only if it is not anonymous and contains the name, postal address, and contact number of the sender. An email containing vague or general queries and other queries as contained in the Information Bulletin shall not be entertained. Queries shall not be entertained from a person claiming to be representatives, associates, or officiates of the applicant candidate. The following information shall not be revealed by NTA:

- a. Internal documentation/status.
- b. The internal decision-making process of NTA. Any claim/counterclaim thereof.
- c. Dates and venue of internal meetings or name of the staff/officers dealing with it.
- d. Any information which cannot be revealed in the opinion of NTA.

14.3. WEEDING OUT RULES

The record of Common University Entrance Test CUET (UG) -2023. would be preserved up to **90 days from the date of declaration of result.**

14.4. LEGAL JURISDICTION

All disputes pertaining to the conduct of CUET (UG) -2023. Examination including Results shall fall within the jurisdiction of Delhi only. The Director (Admin) of the NTA shall be the official by whose designation the NTA may sue or be sued.

Government of
 (Name and Address of the authority issuing the certificate)

INCOME AND ASSET CERTIFICATE TO BE PRODUCED BY ECONOMICALLY WEAKER SECTIONS

Certificate No. _____ Date: _____
 Valid for the year: _____

1. This is to certify that Shri/Smt./Kumari _____ son/daughter/wife
 of _____ permanent resident of _____,
 Village/Street _____ Post Office _____ District

 _____ in the State/Union Territory _____
 Pin Code _____

whose photograph in attested below belongs to Economically Weaker Sections,
 since the gross annual income* of his/her “family”** is below Rs. 8 lakh (Rupees
 Eight Lakh only) for the financial year 2021-2023. His/her family does not own or
 possess any of the following assets***:

- I. 5 acres of agricultural land and above;
- II. Residential flat of 1000 sq. ft. and above;
- III. Residential plot of 100 sq. yards and above in notified municipalities;
- IV. Residential plot of 200 sq. yards and above in areas other than the notified municipalities.

2. Shri/Smt./Kumari _____ belongs to the caste which
 is not recognized as a Schedule Caste, Schedule Tribe, and Other Backward Classes
 (Central List).

Signature with the seal of Officer _____
 Name _____ Designation _____

Recent Passport size
 attested photograph
 of the applicant

**The income and assets of the families as mentioned
 would be required to be certified by an officer not
 below the rank of Tehsildar in the States/UTs.**

* **Note1:** Income covered all sources i.e. salary, agricultural, business, profession, etc.
 ** **Note2:** The term “Family” for this purpose includes the person, who seeks the
 benefit of reservation, his/her parents and siblings below the age of 18
 years as also his/her spouse and children below the age of 18 years.
 *** **Note3:** The property held by a “Family” in different locations or different
 places/cities have been clubbed while applying the land or property holding
 test to determine EWS status.

DECLARATION BY THE CANDIDATE IN LIEU OF GEN-EWS CERTIFICATE

Name of the candidate: _____

Address: _____

Passport
size
Photograph
of the
Candidate

Application Number of CUET 2023:

Mobile No: _____ Email: _____

I understand that as per the new guideline from the Ministry of Personnel, Public Grievances and Pensions, GoI, I am required to submit a GEN-EWS certificate issued on or after **1 April 2022**.

Since I have not been able to collect the said certificate on time, I may kindly be allowed to write **CUET (UG) - 2023** provisionally. I hereby declare that I will upload a fresh certificate (issued on or after **1 April 2022**) at the time of reporting after seat allocation.

I understand that inability to upload the same by the given date and time will lead to the withdrawal of the GEN-EWS benefit. I also understand that, if qualified, my category will be adjusted accordingly in the Common Rank List.

Signature of Father/Mother

Name:

Date:

Signature of Applicant

Date:

OBC-NCL Certificate Format

FORM OF CERTIFICATE TO BE PRODUCED BY OTHER BACKWARD CLASSES (NCL)* APPLYING FOR ADMISSION TO CENTRAL EDUCATIONAL INSTITUTIONS (CEIs), UNDER THE GOVERNMENT OF INDIA

This is to certify that Shri/Smt./Kum** _____ Son/
 Daughter** of Shri/Smt.** _____ of Village/
 Town** _____ District/Division** _____ in
 the State/Union Territory _____ belongs to the
 _____ community that is recognized as a backward class under
 Government of India***, Ministry of Social Justice and Empowerment's Resolution No.
 _____ dated _____ ****

Shri/Smt./Kum. _____ and/or _____
 his/her family ordinarily reside(s) in the _____ District/Division of the
 _____ State/Union Territory. This is also to certify that **he/she does NOT belong to the persons/sections (Creamy Layer)** mentioned in Column 3 of the Schedule to the Government of India, Department of Personnel & Training O.M. No. 36012/22/93- Estt. (SCT) dated 08/09/93 which is modified vide OM No. 36033/3/2004 Estt. (Res.) dated 09/03/2004, further modified vide OM No. 36033/3/2004-Estt. (Res.) dated 14/10/2008, again further modified vide OM No.36036/2/2013-Estt (Res) dated. 30/05/2014, and again further modified vide OM No. 36033/1/2013-Estt (Res) dated. 13/09/2017.

District Magistrate/Deputy
 Commissioner /
 Any other Competent Authority

Dated: Seal

* Visit <http://www.ncbc.nic.in> for the latest guidelines and s on the Central List of State-wise OBCs.

** Please delete the word(s) which are not applicable.

*** As listed in the Annexure (for FORM-OBC-NCL)

**** The authority issuing the certificate needs to mention the details of the Resolution of Government of India, in which the caste of the candidate is mentioned as OBC.

NOTE:

- (a) The term 'Ordinarily resides' used here will have the same meaning as in Section 20 of the Representation of the People Act, 1950.
- (b) The authorities competent to issue Caste Certificates are indicated below:
 - (i) District Magistrate/ Additional Magistrate/ Collector/ Deputy Commissioner/ Additional Deputy Commissioner/ Deputy Collector/ Ist Class Stipendiary Magistrate/ Sub-Divisional magistrate/ Taluka Magistrate/ Executive Magistrate/ Extra Assistant Commissioner (not below the rank of Ist Class Stipendiary Magistrate).
 - (ii) Chief Presidency Magistrate / Additional Chief Presidency Magistrate / Presidency Magistrate.
 - (iii) Revenue Officer not below the rank of Tehsildar' and
 - (iv) Sub-Divisional Officer of the area where the candidate and/or his family resides

ANNEXURE for FORM-OBC-NCL

Sl. No.	Resolution No.	Date of Notification
1	No.12011/68/93-BCC(C)	13.09.1993
2	No.12011/9/94-BCC	19.10.1994
3	No.12011/7/95-BCC	24.05.1995
4	No.12011/96/94-BCC	09.03.1996
5	No.12011/44/96-BCC	11.12.1996
6	No.12011/13/97-BCC	03.12.1997
7	No.12011/99/94-BCC	11.12.1997
8	No.12011/68/98-BCC	27.10.1999
9	No.12011/88/98-BCC	06.12.1999
10	No.12011/36/99-BCC	04.04.2000
11	No.12011/44/99-BCC	21.09.2000
12	No.12015/9/2000-BCC	06.09.2001
13	No.12011/1/2001-BCC	19.06.2003
14	No.12011/4/2002-BCC	13.01.2004
15	No.12011/9/2004-BCC	16.01.2006
16	No.12011/14/2004-BCC	12.03.2007
17	No.12011/16/2007-BCC	12.10.2007
18	No.12019/6/2005-BCC	30.07.2010
19	No. 12015/2/2007-BCC	18.08.2010
20	No.12015/15/2008-BCC	16.06.2011
21	No.12015/13/2010-BC-II	08.12.2011
22	No.12015/5/2011-BC-II	17.02.2014

Annexure- IIB

DECLARATION BY THE CANDIDATE IN LIEU OF OBC-NCL CERTIFICATE

Name of the candidate: _____

Address: _____

Passport
size
Photograph
of the
Candidate

Application Number of CUET 2023:

Mobile No: _____ Email: _____

I understand that as per the new guideline from the Ministry of Personnel, Public Grievances and Pensions, GoI, I am required to submit the OBC-NCL certificate issued on or after **1 April 2022**.

Since I have not been able to collect the said certificate on time, I may kindly be allowed to write CUET (UG) - 2023 provisionally. I hereby declare that I will upload a fresh certificate (issued on or after **1 April 2022**) at the time of reporting after seat allocation.

I understand that inability to upload the same by the given date and time will lead to the withdrawal of the OBC-NCL benefit. I also understand that, if qualified, my category will be adjusted accordingly in the Common Rank List.

Signature of Father/Mother

Name:

Date:

Signature of Applicant

Date:

SC/ST Certificate Format

FORM OF CERTIFICATE TO BE PRODUCED BY SCHEDULED CASTES (SC) AND SCHEDULED TRIBES (ST) CANDIDATES

1. This is to certify that Shri/ Shrimati/ Kumari* _____ son/daughter* of _____ of Village/Town* _____ District/Division* _____ of State/Union Territory* _____ belongs to the _____ Scheduled Caste / Scheduled Tribe* under :-

- * The Constitution (Scheduled Castes) Order, 1950
- * The Constitution (Scheduled Tribes) Order, 1950
- * **The Constitution (Scheduled Castes) (Union Territories) Order, 1951**
- * The Constitution (Scheduled Tribes) (Union Territories) Order, 1951

[As amended by the Scheduled Castes and Scheduled Tribes Lists (Modification Order) 1956, the Bombay Reorganisation Act, 1960, the Punjab Reorganisation Act, 1966, the State of Himachal Pradesh Act, 1970, the North-Eastern Areas (Reorganisation) Act, 1971, the Scheduled Castes and Scheduled Tribes Orders (Amendment) Act, 1976 and the Scheduled Castes and Scheduled Tribes Orders (Amendment) Act, 2002]

- * The Constitution (Jammu and Kashmir) Scheduled Castes Order, 1956;
- * The Constitution (Andaman and Nicobar Islands) Scheduled Tribes Order, 1959, as amended by the Scheduled Castes and Scheduled Tribes Order (Amendment) Act, 1976;
- * The Constitution (Dadra and Nagar Haveli) Scheduled Castes Order, 1962;
- * The Constitution (Dadra and Nagar Haveli) Scheduled Tribes Order, 1962;
- * The Constitution (Pondicherry) Scheduled Castes Order, 1964;
- * The Constitution (Uttar Pradesh) Scheduled Tribes Order, 1967;
- * The Constitution (Goa, Daman, and Diu) Scheduled Castes Order, 1968;
- * The Constitution (Goa, Daman, and Diu) Scheduled Tribes Order, 1968;
- * The Constitution (Nagaland) Scheduled Tribes Order, 1970;
- * The Constitution (Sikkim) Scheduled Castes Order, 1978;
- * The Constitution (Sikkim) Scheduled Tribes Order, 1978;
- * The Constitution (Jammu and Kashmir) Scheduled Tribes Order, 1989;
- * The Constitution (Scheduled Castes) Order (Amendment) Act, 1990;
- * The Constitution (Scheduled Tribes) Order (Amendment) Act, 1991;
- * The Constitution (Scheduled Tribes) Order (Second Amendment) Act, 1991.

2. # This certificate is issued on the basis of the Scheduled Castes / Scheduled Tribes* Certificate issued to Shri /Shrimati* _____ father/mother* of Shri /Shrimati /Kumari* _____ of Village/Town* _____ in District/Division* _____ of the State State/Union Territory* _____ who belong to the Caste / Tribe* which is recognised as a Scheduled Caste / Scheduled Tribe* in the State / Union Territory* _____ issued by the _____ dated _____.

3. Shri/ Shrimati/ Kumari * _____ and / or* his / her* family ordinarily reside(s)** in Village/Town* _____ of _____ District/Division* of the State Union Territory* of _____.

Signature: _____
 Designation _____
 (With seal of the Office)

Place: _____ State/Union Territory* _____

Date: _____

- * Please delete the word(s) which are not applicable.
- # Applicable in the case of SC/ST Persons who have migrated from another State/UT.

IMPORTANT NOTES

The term "ordinarily reside(s)***" used here will have the same meaning as in Section 20 of the Representation of the People Act, 1950. Officers competent to issue Caste/Tribe certificates:

1. District Magistrate / Additional District Magistrate / Collector / Deputy Commissioner / Additional Deputy Commissioner / Deputy Collector / Ist Class Stipendiary Magistrate / City Magistrate / Sub-Divisional Magistrate / Taluka Magistrate / Executive Magistrate / Extra Assistant Commissioner.
2. Chief Presidency Magistrate / Additional Chief Presidency Magistrate / Presidency Magistrate.
3. Revenue Officers not below the rank of Tehsildar.
4. Sub-divisional Officer of the area where the candidate and/ or his family normally reside(s).
5. Administrator / Secretary to Administrator / Development Officer (Lakshadweep Island).
6. Certificate issued by any other Authority will be rejected.

Disability Certificate

Certificate for persons with a disability under RPwD Act, 2016 having less than 40% disability

Recent PP size attested photograph (showing face only) of the person with disability
--

This is to certify that, we have examined Mr/Ms/Mrs (name of the candidate), S/o /D/o, a resident of(Vill/PO/PS/District/State), aged yrs, a person with (nature of disability/condition), and to state that he/she has a limitation which hampers his/her writing capability owing to his/her above condition. He/she requires the support of a scribe for writing the examination.

- The above candidate uses aids and an assistive devices such as prosthetics & orthotics, and hearing aid (name to be specified) which is /are essential for the candidate to appear at the examination with the assistance of a scribe.
- This certificate is issued only for the purpose of appearing in written examinations conducted by recruitment agencies as well as academic institutions and is valid upto _____ (it is valid for a maximum period of six months or less as may be certified by the medical authority)

Signature of medical authority

(Signature & Name)	(Signature & Name)	Signature & Name)	(Signature & Name)	(Signature & Name)
Orthopedic / PMR specialist	Clinical Psychologist/ Rehabilitation Psychologist/Psychiatrist / Special Educator	Neurologist (if available)	Occupational therapist (if available)	Other Expert, as nominated by the Chairperson (if any)
(Signature & Name)				
Chief Medical Officer/Civil Surgeon/Chief District Medical Officer.....Chairperson				

Name of Government Hospital/Health Care Centre with Seal

Place:

Date:

Letter of Undertaking for Using Own Scribe

I _____, a candidate with _____ (name of the disability) appearing for the _____ (name of the examination) bearing Application No. _____ at _____ (name of the centre) in the District _____, _____ (name of the State). My qualification is _____.


I do hereby state that _____ (name of the scribe) will provide the service of scribe/reader/lab assistant for the undersigned for taking the aforesaid examination.

I do hereby undertake that his qualification is _____. In case, subsequently, it is found that his qualification is not as declared by the undersigned and is beyond my qualification, I shall forfeit my right to the admission and claims relating thereto.

(Signature of the candidate with disability)

Place:

Date:



(Self-Attested Photograph)

Name of Scribe	ID of the Scribe	ID Number

List of Central Universities

S. No.	Name of Central Universities
1	Aligarh Muslim University
2	Assam University
3	Babasaheb Bhimrao Ambedkar University
4	Banaras Hindu University
5	Central University of Andhra Pradesh
6	Central University of South Bihar
7	Central University of Gujarat
8	Central University of Haryana
9	Central University of Himachal Pradesh
10	Central University of Jammu
11	Central University of Jharkhand
12	Central University of Karnataka
13	Central University of Kashmir
14	Central University of Kerala
15	Central University of Odisha
16	Central University of Punjab
17	Central University of Rajasthan
18	Central University of Tamil Nadu
19	Dr. Harisingh Gaur Vishwa Vidyalaya
20	Guru Ghasidas Vishwavidyalaya
21	Hemvati Nandan Bahuguna Garhwal University
22	Indira Gandhi National Tribal University
23	Jamia Millia Islamia
24	Jawaharlal Nehru University
25	Mahatma Gandhi Antarrashtriya Hindi Vishwavidyalaya
26	Manipur University
27	Maulana Azad National Urdu University
28	Mizoram University
29	Nagaland University
30	North Eastern Hill University
31	Pondicherry University
32	Rajiv Gandhi University
33	Sikkim University
34	Tezpur University
35	The English and Foreign Languages University
36	Tripura University
37	University of Allahabad
38	University of Delhi
39	University of Hyderabad
40	Visva Bharati University
41	Mahatma Gandhi Central University
42	Central Sanskrit University, Delhi
43	Shri Lal Bahadur Shastri National Sanskrit University
44	National Sanskrit University

Note:

- **Apart from the Central Universities, there are other participating Universities also which include State Government Universities, Autonomous Institution, Private University, Deemed University etc. Their details are available at the CUET (UG) portal.**
- **Detail of Programmes / Courses** offered by Universities along with their **Eligibility Criteria** is available at the **respective University** website.
- **Candidates are advised to keep visiting the NTA and University website in which they are applying to, for the latest updates/public notices/notifications/announcements to be issued from time to time regarding the CUET (UG) – 2023.**
- CUET (UG) - 2023 is meant for admission to UG courses offered by Central Universities and other specified participating Institutions for the academic year 2023-24.

List of Languages/ Domain Specific Subjects /General Test offered under CUET(UG)-2023

SECTION	Code	Name
Section IA (13 Languages)	101	English
	102	Hindi
	103	Assamese
	104	Bengali
	105	Gujarati
	106	Kannada
	107	Malayalam
	108	Marathi
	109	Odia
	110	Punjabi
	111	Tamil
	112	Telugu
	113	Urdu
Section IB (20 Languages)	201	Arabic
	202	Bodo
	203	Chinese
	204	Dogri
	205	French
	206	German
	207	Italian
	208	Japanese
	209	Kashmiri
	210	Konkani
	211	Maithili
	212	Manipuri
	213	Nepali
	214	Persian
	215	Russian
	216	Santhali
	217	Sindhi
218	Spanish	
219	Tibetan	
220	Sanskrit	
Section II (27 Domain Specific Subjects)	301	Accountancy/Book Keeping
	302	Agriculture
	303	Anthropology
	304	Biology/Biological Studies/Biotechnology/Biochemistry
	305	Business Studies
	306	Chemistry
	307	Environmental Studies
	308	Computer Science/Informatics Practices
	309	Economics/Business Economics

Information Bulletin: Common University Entrance Test (UG) - 2023

	310	Engineering Graphics
	311	Entrepreneurship
	312	Fine Arts/Visual Arts(Sculpture/Painting)/ Commercial Art
	313	Geography/ Geology
	314	History
	315	Home Science
	316	Knowledge Tradition-Practices India
	317	Legal Studies
	318	Mass Media/Mass Communication
	319	Mathematics / Applied Mathematics
	320	Performing Arts
	321	Physical Education/National Cadet Corps(NCC)/ Yoga
	322	Physics
	323	Political Science
	324	Psychology
	325	Sanskrit
	326	Sociology
	327	Teaching Aptitude
Section III (General Test)	501	For Vocational/Open Eligibility/Cross Stream/Any other as applicable

Note :

For the three Central Universities of Sanskrit, the candidate studying any of the subjects in the field of Shastric traditional subjects i.e. Sahitya, Vyakarana, Phalitha Jyotisha, Siddhanta Jyotisha, Nyaya, Advaita Vedanta, Visistadvaita Vedanta, Dvaita Vedanta, Sankhya Yoga, Agama, Mimamsa, Puranetihasa, Dharanasastra, Rigvedabhashyam, Krishna Yajurveda Bhashyam, Shukla Yajurveda Bhashyam, Samaveda Bhashyam, Atharva Veda Bhashyam, Vastu, may select Sanskrit (220) and/or Sanskrit (325) in the online Application Form of CUET (UG) – 2023. Also candidates are advised to select the subjects as per mapping of Universities.

Important Points to Note:

- I. Candidates who will be appearing in CUET (UG) - 2023 may participate in the Counselling / admission process of any University / Institution / Organization even though they have not applied for that University / Institution / Organization in the Online Application Form of CUET (UG) – 2023. However, the candidates must fulfil the eligibility criteria of that Course of University / Institution / Organization where they are seeking admission.
- II. Also the University / Institution / Organization may admit any candidate who has appeared for CUET (UG) - 2023 irrespective of the fact that the candidate has chosen that University / Institution / Organization in the online Application Form of CUET (UG) – 2023. Moreover, the candidate must fulfil the eligibility criteria for that Course where the admission is being taken.

List of Examination Cities for CUET (UG) - 2023

CUET (UG) - 2023 will be conducted in the following Cities, provided there are sufficient numbers of candidates in the City:

City Code	State	City
AL01	Arunachal Pradesh	Itanagar/Naharlagun
AL02	Arunachal Pradesh	Papum Pare
AM01	Assam	Dibrugarh
AM02	Assam	Guwahati
AM03	Assam	Jorhat
AM04	Assam	Lakhimpur
AM05	Assam	Silchar(Assam)
AM06	Assam	Tezpur
AN01	Andaman Nicobar	Port Blair
AP01	Andhra Pradesh	Amaravathi
AP02	Andhra Pradesh	Anantapur
AP03	Andhra Pradesh	Bhimavaram
AP04	Andhra Pradesh	Chirala
AP05	Andhra Pradesh	Chittoor
AP06	Andhra Pradesh	Eluru
AP07	Andhra Pradesh	Gudur
AP08	Andhra Pradesh	Guntur
AP09	Andhra Pradesh	Kadapa
AP10	Andhra Pradesh	Kakinada
AP11	Andhra Pradesh	Kurnool
AP12	Andhra Pradesh	Machilipatnam
AP13	Andhra Pradesh	Nandyal
AP14	Andhra Pradesh	Narasaraopet
AP15	Andhra Pradesh	Nellore
AP16	Andhra Pradesh	Ongole
AP17	Andhra Pradesh	Proddatur
AP18	Andhra Pradesh	Rajahmundry
AP19	Andhra Pradesh	Srikakulam
AP20	Andhra Pradesh	Surampalem
AP21	Andhra Pradesh	Tadepalligudem
AP22	Andhra Pradesh	Tirupathi
AP23	Andhra Pradesh	Vijayawada
AP24	Andhra Pradesh	Visakhapatnam
AP25	Andhra Pradesh	Vizianagaram
BR01	Bihar	Arrah
BR02	Bihar	Arwal
BR03	Bihar	Aurangabad(Bihar)
BR04	Bihar	Bhabua
BR05	Bihar	Bhagalpur

Information Bulletin: Common University Entrance Test (UG) - 2023

BR06	Bihar	Bihar Sharif
BR07	Bihar	Chhapra
BR08	Bihar	Darbhanga
BR09	Bihar	Gaya
BR10	Bihar	Gopalganj
BR11	Bihar	Hajipur
BR12	Bihar	Madhubani
BR13	Bihar	Muzaffarpur
BR14	Bihar	Patna
BR15	Bihar	Purnea
BR16	Bihar	Rohtas
BR17	Bihar	Samastipur
BR18	Bihar	Sasaram
BR19	Bihar	Siwan
BR20	Bihar	Vaishali
CG01	Chhattisgarh	Bhilai Nagar
CG02	Chhattisgarh	Bilaspur(Chhattisgarh)
CG03	Chhattisgarh	Durg
CG04	Chhattisgarh	Raipur
CH01	Chandigarh	Chandigarh/Mohali/Panchkula
DD01	Daman	Daman
DD02	Diu	Diu
DL01	Delhi	Delhi/New Delhi
DN01	Dadra & Nagar Haveli	Silvassa
GJ01	Gujrat	Ahmedabad
GJ02	Gujrat	Anand
GJ03	Gujrat	Bhavnagar
GJ04	Gujrat	Bhuj
GJ05	Gujrat	Gandhinagar
GJ06	Gujrat	Himatnagar
GJ07	Gujrat	Jamnagar
GJ08	Gujrat	Junagadh
GJ09	Gujrat	Mehsana
GJ10	Gujrat	Navsari
GJ11	Gujrat	Rajkot
GJ12	Gujrat	Surat
GJ13	Gujrat	Vadodara
GJ14	Gujrat	Valsad
GJ15	Gujrat	Vapi
GO01	Goa	MADGAON/MARGAO
GO02	Goa	Mapusa
GO03	Goa	Panaji
HP01	Himachal Pradesh	Bilaspur (Himachal Pradesh)
HP02	Himachal Pradesh	Hamirpur(Himachal Pradesh)
HP03	Himachal Pradesh	Kangra
HP04	Himachal Pradesh	Kullu
HP05	Himachal Pradesh	Mandi

Information Bulletin: Common University Entrance Test (UG) - 2023

HP06	Himachal Pradesh	Shimla
HP07	Himachal Pradesh	Solan
HP08	Himachal Pradesh	Una
HR01	Haryana	Ambala
HR02	Haryana	Faridabad
HR03	Haryana	Gurugram
HR04	Haryana	Hisar
JH01	Jharkhand	Bokaro
JH02	Jharkhand	Chaibasa
JH03	Jharkhand	Deoghar (Jharkhand)
JH04	Jharkhand	Dhanbad
JH05	Jharkhand	Dumka
JH06	Jharkhand	Hazaribagh
JH07	Jharkhand	Jamshedpur
JH08	Jharkhand	Ramgarh
JH09	Jharkhand	Ranchi
JK01	Jammu & Kashmir	Baramulla
JK02	Jammu & Kashmir	Jammu
JK03	Jammu & Kashmir	Pulwama
JK04	Jammu & Kashmir	Sambha
JK05	Jammu & Kashmir	Srinagar (J & K)
KK01	Karnataka	Bagalkot
KK02	Karnataka	Ballari
KK03	Karnataka	Belagavi(Belgaum)
KK04	Karnataka	Bengaluru
KK05	Karnataka	Bengaluru Urban
KK06	Karnataka	Bidar
KK07	Karnataka	Chikaballapur
KK08	Karnataka	Chikmagalur
KK09	Karnataka	Davangere
KK10	Karnataka	Dharwad
KK11	Karnataka	Gadag
KK12	Karnataka	Gulbarga/Kalaburgi
KK13	Karnataka	Hassan
KK14	Karnataka	Haveri
KK15	Karnataka	Hubli
KK16	Karnataka	Kodagu
KK17	Karnataka	Kolar
KK18	Karnataka	Mandya
KK19	Karnataka	Mangaluru(Mangalore)
KK20	Karnataka	Manipal
KK21	Karnataka	Mysuru(Mysore)
KK22	Karnataka	Ramanagara
KK23	Karnataka	Shivamoga(Shimoga)
KK24	Karnataka	Tumakuru
KK25	Karnataka	Udupi
KL01	Kerala	Alappuzha

Information Bulletin: Common University Entrance Test (UG) - 2023

KL02	Kerala	Angamaly
KL03	Kerala	Chengannur
KL04	Kerala	Ernakulam
KL05	Kerala	Idukki
KL06	Kerala	Kannur
KL07	Kerala	Kasaragod
KL08	Kerala	Kollam
KL09	Kerala	Kottayam
KL10	Kerala	Kozhikode/Calicut
KL11	Kerala	Malappuram
KL12	Kerala	Moovattupuzha
KL13	Kerala	Palakkad
KL14	Kerala	Pathanamthitta
KL15	Kerala	Piyyannur
KL16	Kerala	Thiruvananthapuram
KL17	Kerala	Thrissur
KL18	Kerala	Wayanad
LD01	Lakshadweep	Kavaratti
LL01	Leh Ladhak	Leh
MG01	Meghalaya	East Khasi Hills
MG02	Meghalaya	Ri Bhoi
MG03	Meghalaya	Shillong
MN01	Manipur	Churachandpur
MN02	Manipur	Imphal
MN03	Manipur	Imphal West
MN04	Manipur	Ukhrul
MP01	Madhya Pradesh	Balaghat
MP02	Madhya Pradesh	Betul
MP03	Madhya Pradesh	Bhopal
MP04	Madhya Pradesh	Chhatarpur
MP05	Madhya Pradesh	Chhindwara
MP06	Madhya Pradesh	Dewas
MP07	Madhya Pradesh	Gwalior
MP08	Madhya Pradesh	Indore
MP09	Madhya Pradesh	Jabalpur
MP10	Madhya Pradesh	Khandwa
MP11	Madhya Pradesh	Khargone (West Nimar)
MP12	Madhya Pradesh	Neemuch
MP13	Madhya Pradesh	Ratlam
MP14	Madhya Pradesh	Rewa
MP15	Madhya Pradesh	Sagar
MP16	Madhya Pradesh	Satna
MP17	Madhya Pradesh	Ujjain
MR01	Maharashtra	Ahmednagar
MR02	Maharashtra	Akola
MR03	Maharashtra	Amravati
MR04	Maharashtra	Aurangabad(Maharashtra)

Information Bulletin: Common University Entrance Test (UG) - 2023

MR05	Maharashtra	Beed
MR06	Maharashtra	Bhandara
MR07	Maharashtra	Buldhana
MR08	Maharashtra	Chandrapur
MR09	Maharashtra	Dhule
MR10	Maharashtra	Gadchiroli
MR11	Maharashtra	Gondia
MR12	Maharashtra	Hingoli
MR13	Maharashtra	Jalgaon
MR14	Maharashtra	Jalna
MR15	Maharashtra	Kolhapur
MR16	Maharashtra	Latur
MR17	Maharashtra	Mumbai
MR18	Maharashtra	Nagpur
MR19	Maharashtra	Nanded
MR20	Maharashtra	Nashik
MR21	Maharashtra	Navi Mumbai
MR22	Maharashtra	Palghar
MR23	Maharashtra	Parbhani
MR24	Maharashtra	Pune
MR25	Maharashtra	Raigad
MR26	Maharashtra	Ratnagiri
MR27	Maharashtra	Sangli
MR28	Maharashtra	Satara
MR29	Maharashtra	Solapur
MR30	Maharashtra	Thane
MR31	Maharashtra	Wardha
MR32	Maharashtra	Yavatmal
MZ01	Mizoram	Aizawl
NL01	Nagaland	Dimapur
NL02	Nagaland	Kohima
OR01	Odisha	Angul
OR02	Odisha	Aska
OR03	Odisha	Balangir
OR04	Odisha	Balasore
OR05	Odisha	Bargarh
OR06	Odisha	Bariapada (Mayurbhanj)
OR07	Odisha	Berhampur
OR08	Odisha	Bhadrak
OR09	Odisha	Bhawanipatna (Kalahandi)
OR10	Odisha	Bhubaneswar (Khordha)
OR11	Odisha	Boudh
OR12	Odisha	Chhatrapur (Ganjam)
OR13	Odisha	Cuttack
OR14	Odisha	Debagarh (Deogarh)
OR15	Odisha	Dhenkanal
OR16	Odisha	Jagatsinghapur

Information Bulletin: Common University Entrance Test (UG) - 2023

OR17	Odisha	Jajpur
OR18	Odisha	Jharsuguda
OR19	Odisha	Kendrapara
OR20	Odisha	Kendujhar (Keonjhar)
OR21	Odisha	Koraput / Jeypore
OR22	Odisha	Malkangiri
OR23	Odisha	Nabarangpur
OR24	Odisha	Nayagarh
OR25	Odisha	Nuapada
OR26	Odisha	Paralakhemundi (Gajapati)
OR27	Odisha	Phulbani (Kandhamal)
OR28	Odisha	Puri
OR29	Odisha	Rairangpur
OR30	Odisha	Rayagada
OR31	Odisha	Rourkela
OR32	Odisha	Sambalpur
OR33	Odisha	Subarnapur
OR34	Odisha	Sundargarh
OR35	Odisha	Udala
PB01	Punjab	Amritsar
PB02	Punjab	Bhatinda
PB03	Punjab	Fazilka
PB04	Punjab	Firozpur
PB05	Punjab	Hoshiarpur
PB06	Punjab	Jalandhar
PB07	Punjab	Ludhiana
PB08	Punjab	Pathankot
PB09	Punjab	Patiala/Fatehgarh Sahib
PB10	Punjab	Rupnagar
PB11	Punjab	Sahibzada Ajit Singh Nagar
PO01	Puducherry	Puducherry
RJ01	Rajasthan	Abu Road
RJ02	Rajasthan	Ajmer
RJ03	Rajasthan	Alwar
RJ04	Rajasthan	Bharatpur
RJ05	Rajasthan	Bhilwara
RJ06	Rajasthan	Bikaner
RJ07	Rajasthan	Chittorgarh
RJ08	Rajasthan	Dausa
RJ09	Rajasthan	Hanumangarh
RJ10	Rajasthan	Jaipur
RJ11	Rajasthan	Jhunjhunu
RJ12	Rajasthan	Jodhpur
RJ13	Rajasthan	Kota
RJ14	Rajasthan	Sikar
RJ15	Rajasthan	Sirohi
RJ16	Rajasthan	Sriganganagar

Information Bulletin: Common University Entrance Test (UG) - 2023

RJ17	Rajasthan	Udaipur
SM01	Sikkim	Gangtok
TA01	Tripura	Agartala
TA02	Tripura	South Tripura
TA03	Tripura	West Tripura
TL01	Telangana	Hyderabad
TL02	Telangana	Jagtial
TL03	Telangana	Jangaon
TL04	Telangana	Karimnagar
TL05	Telangana	Khammam
TL06	Telangana	Kothagudem
TL07	Telangana	Mahabubabad
TL08	Telangana	Mahbubnagar
TL09	Telangana	Medchal
TL10	Telangana	Nalgonda
TL11	Telangana	Nizamabad
TL12	Telangana	Sangareddy
TL13	Telangana	Secunderabad
TL14	Telangana	Siddipet
TL15	Telangana	Suryapet
TL16	Telangana	Warangal
TN01	Tamil Nadu	Ariyalur
TN02	Tamil Nadu	Chengalpet
TN03	Tamil Nadu	Chennai
TN04	Tamil Nadu	Coimbatore
TN05	Tamil Nadu	Cuddalore
TN06	Tamil Nadu	Dharmapuri
TN07	Tamil Nadu	Dindigul
TN08	Tamil Nadu	Erode
TN09	Tamil Nadu	Kanchipuram
TN10	Tamil Nadu	Kanyakumari/Nagercoil
TN11	Tamil Nadu	Karur
TN12	Tamil Nadu	Krishnagiri
TN13	Tamil Nadu	Madurai
TN14	Tamil Nadu	Namakkal
TN15	Tamil Nadu	Pudukkottai
TN16	Tamil Nadu	Ramanathapuram
TN17	Tamil Nadu	Salem
TN18	Tamil Nadu	Sivaganga
TN19	Tamil Nadu	Thanjavur
TN20	Tamil Nadu	Thiruvallur
TN21	Tamil Nadu	Thoothukudi
TN22	Tamil Nadu	Tiruchirappalli
TN23	Tamil Nadu	Tirunelveli
TN24	Tamil Nadu	Tiruppur
TN25	Tamil Nadu	Tiruvannamalai
TN26	Tamil Nadu	Vellore

Information Bulletin: Common University Entrance Test (UG) - 2023

TN27	Tamil Nadu	Viluppuram
TN28	Tamil Nadu	Virudhunagar
UK01	Uttarakhand	Almora
UK02	Uttarakhand	Dehradun
UK03	Uttarakhand	Haldwani
UK04	Uttarakhand	Nainital
UK05	Uttarakhand	Pauri Garhwal
UK06	Uttarakhand	Roorkee
UP01	Uttar Pradesh	Agra
UP02	Uttar Pradesh	Aligarh
UP03	Uttar Pradesh	Allahabad/Prayagraj
UP04	Uttar Pradesh	Ambedkar Nagar
UP05	Uttar Pradesh	Azamgarh
UP06	Uttar Pradesh	Ballia
UP07	Uttar Pradesh	Banda
UP08	Uttar Pradesh	Barabanki
UP09	Uttar Pradesh	Bareilly
UP10	Uttar Pradesh	Bijnor
UP11	Uttar Pradesh	Bilaspur (Uttar Pradesh)
UP12	Uttar Pradesh	Bulandshahr
UP13	Uttar Pradesh	Chandauli
UP14	Uttar Pradesh	Faizabad
UP15	Uttar Pradesh	Firozabad
UP16	Uttar Pradesh	Ghaziabad
UP17	Uttar Pradesh	Ghazipur
UP18	Uttar Pradesh	Gorakhpur
UP19	Uttar Pradesh	Greater Noida
UP20	Uttar Pradesh	Hapur (Panchsheel Nagar)
UP21	Uttar Pradesh	Jaunpur
UP22	Uttar Pradesh	Jhansi
UP23	Uttar Pradesh	Kanpur
UP24	Uttar Pradesh	Kaushambi
UP25	Uttar Pradesh	Lucknow
UP26	Uttar Pradesh	Mathura
UP27	Uttar Pradesh	Mau
UP28	Uttar Pradesh	Meerut
UP29	Uttar Pradesh	Moradabad
UP30	Uttar Pradesh	Muzaffarnagar
UP31	Uttar Pradesh	Naugarh
UP32	Uttar Pradesh	Noida
UP33	Uttar Pradesh	Pratapgarh
UP34	Uttar Pradesh	Raebareli
UP35	Uttar Pradesh	Rampur
UP36	Uttar Pradesh	Saharanpur
UP37	Uttar Pradesh	Sitapur
UP38	Uttar Pradesh	Sonbhadra

Information Bulletin: Common University Entrance Test (UG) - 2023

UP39	Uttar Pradesh	Sultanpur
UP40	Uttar Pradesh	Unnao
UP41	Uttar Pradesh	Varanasi
WB01	West Bengal	Asansol
WB02	West Bengal	Bankura
WB03	West Bengal	Burdwan(Bardhaman)
WB04	West Bengal	Darjeeling
WB05	West Bengal	Durgapur
WB06	West Bengal	Hooghly
WB07	West Bengal	Howrah
WB08	West Bengal	Jalpaiguri
WB09	West Bengal	Kalyani
WB10	West Bengal	Kolkata
WB11	West Bengal	Murshidabad
WB12	West Bengal	North 24 Parganas
WB13	West Bengal	Paschim Medinipur
WB14	West Bengal	Purba Medinipur
WB15	West Bengal	Siliguri
WB16	West Bengal	South 24 Parganas
WB17	West Bengal	Suri
ZZ01	Nepal	Bagmati
ZZ02	Thailand	Bangkok
ZZ03	Brazil	Brasilia
ZZ04	South Africa	Cape Town
ZZ05	Sri Lanka	Colombo
ZZ06	Qatar	Doha
ZZ07	UAE	Dubai
ZZ08	Vietnam	Hanoi
ZZ09	Hong Kong	Hong Kong
ZZ10	Indonesia	Jakarta
ZZ11	Malaysia	Kuala Lumpur
ZZ12	Kuwait	Kuwait City
ZZ13	Nigeria	Lagos / Abuja
ZZ14	Baharain	Manama
ZZ15	Russia	Moscow
ZZ16	Muscat	Muscat
ZZ17	Canada	Ottawa
ZZ18	Mauritius	Reduit
ZZ19	Riyadh Province	Riyadh
ZZ20	UAE	Sharjah
ZZ21	Singapore	SINGAPORE
ZZ22	Australia	Sydney
ZZ23	Austria	Vienna
ZZ24	USA	Washington D.C.

Procedure for Online Payment of Fee and Helpline for Payment Related Queries

After completing Step 2 of the **Online** Application Form, the candidate may remit the examination fee (**Step 3**) in the following manner:

- Check the validity of the Debit/ Credit Card and keep it ready with you while logging on to the website for submitting Application Form. The candidates should enter the information asked for and make payment through a Debit/ Credit Card.
- Through Net Banking, check the balance in your account and keep all credentials ready with you while logging on to the website for making payment. The candidates should log in with his/her credentials of net banking and make payments accordingly.
- For payment through a UPI Service, check whether there is a requisite balance in the Bank Account / Wallet to which the concerned UPI is linked.
- For payment through Paytm, check whether there is a requisite balance in the Account / Wallet to which it is linked.

Prescribed Examination Fee (please see the Information at a Glance) can be paid through any Bank/Payment Gateway in any Payment Mode [service/processing charges per transaction and GST applicable thereon @ 18 % are to be borne by the candidate

S. No	Mode of Payment	ICICI BANK		CANARA BANK		STATE BANK OF INDIA		PAYTM	
		ICICI	Nil	Canara Bank	Nil	SBI	Rs 5.00+GST	Rs 4 +GST	
1	Net Banking	Other Banks	Rs 4.00 + GST	Other Banks	5.00 + GST	Other Banks			
2	Debit Cards	ICICI or Other Banks	Upto Rs 2000/-	Nil	Rupay Card of Canara Bank or Other Banks	Nil	Nil	Upto Rs 2000/-	Only Rupay Card, No Charges
			Above Rs 2000/-	0.5 % + GST				Above Rs 2000/-	Only Rupay Card, No Charges
3	Credit Cards	Domestic	0.40% + GST	Domestic	0.80% + GST	Domestic	0.80% + GST	Domestic	0.8%+GST
		International	2.35% + GST	International	2.35% + GST	International	3.50% + GST (Minimum Rs 11/-)	International	3.5%+GST
4	Unified Payment Interface (UPI)	ICICI or other banks	Upto Rs 2000/-	Nil	Nil	Nil	Nil	Upto Rs 2000/-	Nil
			Above Rs 2000/-	Nil				Above Rs 2000/-	Nil
								PAYTM Wallet Charge	1.10%+GST
								PAYTM Postpaid (Apply Now, Pay later)	1.50%+GST

Note:

In case, the fee payment status is not ‘OK’, or the Confirmation Page of the Online Application is not generated after fee payment (completion of Step 3), the candidate is advised to contact the

helpline number/email of the concerned Bank/Payment Gateway Integrator, as mentioned below:-

If Paying through State Bank of India (SBI):

Level	Name	Email ID	Contact Number
1	Helpdesk	dgmcs.cc@sbi.co.in	18004253800
2	Helpdesk3	sbi.05222@sbi.co.in	08026599990
3	Customer Care	agmcustomer.lhodel@sbi.co.in	1800112211
4	Through SMS	UNHAPPY (add text)	8008202020

(a) If Paying through Canara Bank:

Level	Name	Email ID	Contact Number
1	HelpDesk	pgsupport@billdesk.com/ dssronoida@canarabank.com/ cb18688@canarabank.com	(022)61060524 / 8700098336/ 7428206788/ 9535293631
2	Complaint Management Services	pgsupport@billdesk.com/ dssronoida@canarabank.com/ cb18688@canarabank.com	(022)61060524/ 8700098336/ 7428206788/ 9535293631
3	Customer Care	pgsupport@billdesk.com/ dssronoida@canarabank.com/ cb18688@canarabank.com	(022)61060524/ 8700098336/ 7428206788/ 9535293631
4	Through SMS	---	(022)61060524/ 8700098336/ 7428206788/ 9535293631

(b) If Paying through ICICI Bank:

Level	Name	Email ID	Contact Number
1	Vikas Dwivedi	support.nta@ingenico.com	9599533577
2	Risheb Sharma	risheb.sharma@icicibank.com	9873919949

(c) If Paying through PAYTM:

Level	Name	Email ID	Contact Number
1	Helpdesk	education.support@paytm.com	9205780645
2	Helpdesk	education.support@paytm.com	0120-4789526

(e) For any queries/ clarifications, candidates can also Email / call at the NTA Helpdesk:

Email ID	cuets-ug@nta.ac.in
Contact Number	011- 40759000 / 011-69227700

Computer Based Test (CBT) Guidelines

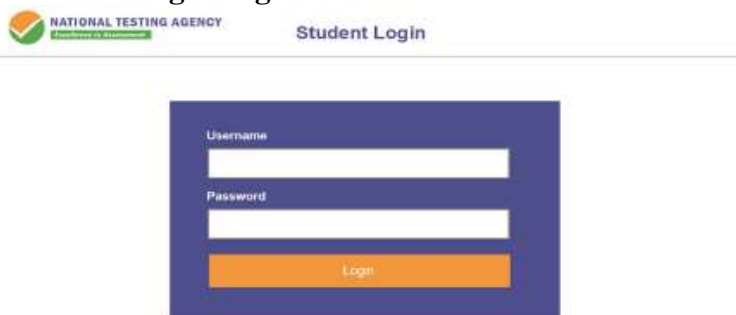
The major examinations being conducted by NTA are Computer-Based Tests (CBT). A CBT requires candidates to sit in front of a computer terminal (node) allocated to them against their Roll number and Admit card. After logging the candidate will get detailed instructions for the examinations. At the designated time of the start of the examination, the candidates will be able to proceed and see the questions on the computer screen using the computer mouse. Candidates will have the option to change/modify/edit/answers already entered at any time during the examination.

Procedure for appearing in Computer Based Test (CBT):

(Sample/mock test will be available on NTA website: www.nta.ac.in for hands-on practice)

- (a) A computer terminal (node) indicating Roll Number will be allocated to each candidate. Candidates should find and sit on their allocated computers only. Any candidate found to have changed room/hall or the computer on their own other than the one allotted would lead to cancellation of candidature and no plea in this regard would be entertained.
- (b) For login, the candidate will have to enter a **login ID and password**. The computer terminal allotted to the candidate will display the WELCOME login screen, Candidate’s photograph and NET subject opted by the candidate.

Candidate Login Page



Candidate Welcome Screen




- (c) After login, the candidate shall be able to see the detailed instructions for the examination. Candidates are advised to go through the instructions carefully regarding the type of questions and marking scheme. At the designated time of the start of the examination, the candidates will be able to proceed and see the questions on the computer screen.

Please read the instructions carefully











General Instructions


1. **The total duration of the examination is as indicated on the Admit Card issued by the NTA.**
2. The clock will be set at the server. The countdown timer on the top right corner of the screen will display the remaining available time for you to complete the examination. When the timer reaches zero, the examination will end by itself and you will not be required to end or submit your examination.
3. The Question Palette displayed on the left side of the screen will show the status of each question using one of the following symbols:
4. The Marked for Review status for a question simply indicates that you would like to look at that question again. Questions which are answered and “Marked for Review” will be automatically saved and evaluated even if the flag is not removed.
5. The questions and answer options will be displayed in the **English and the chosen language**. For any doubt or clarification, you are requested to refer to the English version as the final.


Navigating to a Question:

6. **To navigate between questions within a Paper, the candidate needs to do the following:**
 - Click on the question number in the Question Palette at the left of your screen to go to that question directly in the corresponding section. Note that using this option does NOT save your answer to the current question.
 - You can click on the  arrow on the top of the question window to go to the next




The different symbols used in the test are shown below. Please go through them and understand their meanings before you start the test.

Symbol	Description
	Option Not chosen.
	Option chosen as correct (By clicking on it again you can delete your option and choose another option if desired.)
	Question number shown in blue color indicates that you have not yet attempted the question.
	Question number shown in green color indicates that you have answered the question.
	You have not yet answered the question, but marked it for coming back for review later, if time permits.
	You have answered the question, but marked it for review later, if time permits.
	Clicking on this will take you to the next question.
	Clicking on this will take you to the previous question.
	By clicking on this button, you can mark the question for review later. Please note that if you answer the question and mark for review, the question will be treated as answered and evaluated even if you do not review it.
	By clicking on this button, you can unmark the question for review


question. You can click on the  which appears on the left side of the question window for going back to the previous question.

- Your answer to a question is automatically saved when you click on the  button on the top right-hand corner of the question window. Please note that there is no separate SAVE button.

Answering a Question:

7. Procedure for answering a Multiple Choice Type question:
 - To select your answer, click on the  button of one of the options.
 - To de-select your chosen answer, click on the  button of the chosen option again.
 - To change your chosen answer, click on  the button of another option.
 - You can click **Mark for review** on the top left-hand side of the question window when you want to come back to that question later on, whether you have answered it or not, and proceed to other questions.
 - When you answer any question "Marked for review", the status of the question changes automatically to "Answered".
 - You can click on **Unmark for review** when you want to change the status and freeze the answer already given or answer the question.
8. To change your answer to a question that has already been answered, first select that question for answering and then follow the procedure for answering that type of question.

Navigating through sections:

9. Sections in this question paper are displayed on the left-hand side of the screen. Questions in a section can be viewed by clicking on the section name.
10. After clicking  the button on the last question for a section, you will automatically be taken to the first question of the next section.
11. You can shuffle between sections and questions anytime during the examination as per your convenience only during the time stipulated.
12. You can view the section summary as part of the legend that appears in every section below the question palette.

Instruction for Question:

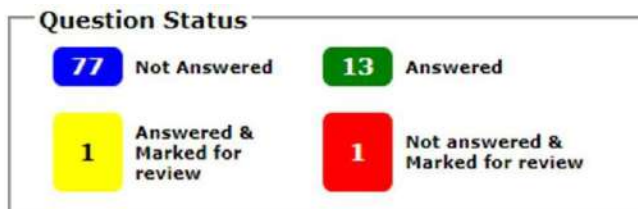
13. For the correctness of the translation for a particular language, only the **English version** will be considered as the final version for evaluation purposes.

The keyboard attached to the computer, if any, will be disabled during the entire duration of the examination. Candidates will have the option to change/modify answers already entered anytime during the entire duration of the examination.

In case the computer/mouse allotted to any candidate malfunctions anytime during the test, he/she will be immediately allotted another computer system and the time lost due to this will be adjusted in the server so as to give the candidate the full allotted time.

The on-screen computer clock counter of every candidate will be set at the server. The countdown timer on the top right side of the computer screen will display the time remaining (in minutes) available for the candidate to complete the examination. When the timer reaches zero, the examination will end by itself. The candidates will not be required to end or submit the examination.

The Question Status displayed on the bottom left screen will show the status of each question using one of the following symbols:



The question(s) “Answered and Marked for Review” status for a question indicates that the candidates would like to have a relook at that question again. A candidate has the option of answering a question and simultaneously “Marked for Review”, these answers will be considered for evaluation. However, if a candidate has simply put “Marked for Review” for a question without answering it, the corresponding question marked for review without an answer will not be considered for evaluation. It may be noted that a candidate can return to any “Marked for Review” question any time during the examination by clicking on the corresponding question number icon displayed on the Question Palette of the corresponding section.

- (a) Blank Sheets for doing Rough Work/calculations shall be provided to the candidates. The Blanks Sheets would have a Header page for the candidates to write down his/her Name and Roll Number. All calculations/writing work is to be done only in the Blank Sheets provided at the Centre in the Examination Room/Hall and on completion of the test candidates must hand over the rough sheets to the invigilator on duty in the Room/Hall.

(b) ROUGH WORK:

All calculations/writing work is to be done only in the rough sheet provided at the Centre in the Examination Room/Hall and on completion of the test candidates must hand over the rough sheets to the invigilator on duty in the Room/Hall.

Procedure to be adopted for compilation of NTA scores for multi-session Papers (Normalization procedure based on Percentile and Equi percentile method)

Need for Normalisation

For several subjects, the CUET (UG)-2022 has been conducted in different shifts. Since the question paper for any subject in different shifts are different and it is quite possible that despite all best possible efforts of maintaining equivalence among various question papers, the difficulty level of these question papers administered in different sessions may not be the same or similar. Some of the candidates might have end up attempting a relatively tougher set of questions when compared to other sets. The candidates who attempted the comparatively tougher examination are likely to get lower marks as compared to those who attempted the easier one; the scores of the students across shifts are not directly comparable. There is a need for normalizing the marks across shifts to make them amenable to such comparisons.

A Committee headed by Senior Professor from Indian Statistical Institution Delhi and comprising of Senior Professors from Indian Institute of Technology Delhi and University of Delhi had detail deliberations to arrive at methodology.

As already intimated in the Information Bulletin of CUET (UG) - 2022 the raw score of each candidate in each subject will be normalised using the ***Equi-percentile method***. This is done separately for each subject for which examination is held in multiple shifts.

For each subject for which the examination is held in multiple shifts, the raw score for each candidate appearing for the subject will be converted into **NTA Score** (Percentile Score & Normalized Score) in the following three steps.

Step1: Convert Raw Scores into Percentile Scores.

The percentiles are calculated separately for each shift.

1. Record the number of candidates who have appeared in a shift. Denote this number by N .
2. Sort all the candidates in one shift in decreasing order of their marks.
3. Note the *raw marks* for each candidate. Suppose this is denoted by T . Count the number of candidates in that shift whose raw scores are less than *or equal to* T . Denote this number by m .
4. The percentile score for this candidate is then calculated as:

$$P = \frac{m}{N} * 100$$

Illustration:

Suppose that the examination in a certain subject is held in two different shifts, $S1$ and $S2$, say. Consider six candidates A, B, C, D, E and F out of which A, B, C are from shift $S1$ and the other three are from shift $S2$.

Let the raw marks of the six candidates be x_A, x_B, x_C (shift $S1$ marks) and y_D, y_E, y_F (shift $S2$ marks).

For candidates A, B, C , the percentiles are calculated using the total marks obtained by candidates appearing in shift $S1$ (in the same subject) as explained above.

Similarly, for candidates D, E, F , the percentiles are calculated using the total marks obtained by candidates appearing in shift $S2$ (in the same subject) as explained above.

Let the respective percentiles be denoted by $P_A, P_B, P_C, P_D, P_E, P_F$.

The above data is summarised in the following table. The terms in red colour indicate that these are the **output of this step**.

Shift S1			Shift S2		
Candidate	Raw score	Percentile	Candidate	Raw score	Percentile
A	x_A	P_A	D	y_D	P_D
B	x_B	P_B	E	y_E	P_E
C	x_C	P_C	F	y_F	P_F

Since the calculation for percentiles in any shift depends only on the data from that shift alone, there is a separate table for each shift.

Step2: Pull-back of the percentiles to the marks scale for each session to get Normalised Score.

- The data across all sessions tabulated at the end of *step 1* is collated into a single table.
- The columns for the shift-wise raw score should be kept separate.
- All the records are then sorted in decreasing order of the percentiles.

Illustration (Continued):

In the illustrative example given above, suppose that the percentiles of the six candidates satisfy

$$P_E > P_A > P_C = P_F > P_B > P_D$$

Then the collated table would look as given below:

Candidate	Percentile	RawScoreS1	RawScoreS2
E	P_E	–	y_E
A	P_A	x_A	–
C&F	$P_C = P_F$	x_C	y_F
B	P_B	x_B	–
D	P_D	–	y_D

Candidate C from shift $S1$ and candidate F from shift $S2$ have the same percentile. The relevant entries under “Raw Score $S1$ ” and “Raw Score $S2$ ” are the actual raw scores x_C and y_F respectively. This has the obvious interpretation that marks x_C of shift $S1$ are equivalent to marks y_F of shift $S2$.

Candidates *A* and *B*, appearing in shift *S1*, have a blank entry in column “*Raw Score S2*”, as there is no corresponding candidate having exactly the same percentile from shift *S2*. Similarly, Candidates *D* and *E*, appearing in shift *S2*, have a blank entry in column “*Raw Score S1*”, as there is no corresponding candidate having exactly the same percentile from shift *S1*.

- In the remaining part of this *Step 2*, the blank entries in the two “*Raw Score*” columns are filled up using linear interpolation.
- Consider a record (row) whose entry in the column “*Raw Score S1*” is blank. The blank will be replaced by the interpolated score *X* which is calculated as:

$$X = x_1 + \frac{x_2 - x_1}{p_2 - p_1} (P - p_1)$$

Where:

- *P* is the corresponding entry in “*Percentile*” column
- *x*₁ is the first *non-blank* entry **BELOW** *X*. i.e., *x*₁ < *X* and there is no other non-blank entry in the column between *x*₁ and *X*.
- *x*₂ is the first *non-blank* entry **ABOVE** *X*. i.e., *x*₂ > *X* and there is no other non-blank entry in the column between *x*₂ and *X*.
- *p*₁ is the entry in the “*Percentile*” column corresponding to *x*₁ from the column “*Raw Score S1*”.
- *p*₂ is the entry in the “*Percentile*” column corresponding to *x*₂ from the column “*Raw Score S1*”.

Note that there may be several blank entries between *x*₁ and *x*₂.

- All the blank entries in column “*Raw Score S1*” can now be replaced by the interpolated values.
- The blank entries in column “*Raw Score S2*” are also replaced using a similar procedure.

Illustration (Continued):

The table in the illustrative example would look like the following, where the entries in **red** indicate the addition output at the end of this step.

Candidate	Percentile	Raw Score S1	Raw Score S2
E	<i>P_E</i>	<i>X_E</i>	<i>y_E</i>
A	<i>P_A</i>	<i>x_A</i>	<i>Y_A</i>
C&F	<i>P_C=P_F</i>	<i>x_C</i>	<i>y_F</i>
B	<i>P_B</i>	<i>x_B</i>	<i>Y_B</i>
D	<i>P_D</i>	<i>X_D</i>	<i>y_D</i>

Step3: Calculation of the Normalised Score

Now for each subject there is a score assigned to each percentile value for each session. The **Normalised score, Z**, corresponding to a percentile value P , is calculated as:

$$Z = \text{Average of } (u_A, u_B, u_C, \dots, u_t) = \frac{u_A + u_B + u_C + \dots + u_t}{t}$$

Where u_A, u_B, \dots, u_t denote the raw scores corresponding to the percentile P in each of different sessions

Illustration (Continued):

The **final** table in the *illustrative example* would be as follows:

Candidate	Percentile	Raw Score S1	Raw Score S2	Normalized Score
E	P_E	X_E	y_E	$(X_E + y_E)/2$
A	P_A	x_A	Y_A	$(x_A + Y_A)/2$
C&F	$P_C = P_F$	x_C	y_F	$(x_C + y_F)/2$
B	P_B	x_B	Y_B	$(x_B + Y_B)/2$
D	P_D	X_D	y_D	$(X_D + y_D)/2$

Step- by- Step Procedure for Converting from Raw Score to Normalized Score: -

Example: Suppose a test was held in 4 phases of examinees as per details given below: -

(Allocation of Days and shifts were done randomly)

Session	Day	Shift	No of Candidates			Raw Score	
			Absent	Appeared	Total	Highest	Lowest
Session-1	Day-1	Shift-1	3974	28012	31986	200	-40
Session-2	Day-1	Shift-2	6189	32541	38730	194	-36
Session-3	Day-2	Shift-1	6036	41326	47362	188	-36
Session-4	Day-2	Shift-2	9074	40603	49677	200	-40
Total (Session-1 to Session-4)			25273	142482	167755	200	-40

i. Highest Raw Score and Percentile Score: -

Session	Total Candidates Appeared	Highest Raw Score	Candidates who scored EQUAL OR LESS THAN Highest Raw Score	Percentile Score	Remarks
Session-1	28012	200	28012	100.0000000 [(28012/28012) *100]	i.e., All the highest raw scores would be normalized to 100 Percentile Score for their respective session.
Session-2	32541	194	32541	100.0000000 [(32541/32541) *100]	
Session-3	41326	188	41326	100.0000000 [(41326/41326) *100]	
Session-4	40603	200	40603	100.0000000 [(40603/40603) *100]	

ii. Lowest Score and Percentile Score: -

Session	Total Candidates Appeared	Lowest Raw Score	Candidates who scored EQUAL OR LESS THAN Highest Raw Score	Percentile Score	Remarks
Session-1	28012	-40	1	0.0035699 [(1/28012) *100]	i.e., Percentile Score of all the lowest raw scores are different i.e., Percentile Score depend on the total number of candidates who have taken the examination for their respective session.
Session-2	32541	-36	1	0.0030730 [(1/32541) *100]	
Session-3	41326	-36	1	0.0024198 [(1/41326) *100]	
Session-4	40603	-40	1	0.0024629 [(1/40603) *100]	

Step1: Convert Raw Score into Percentile Score

The percentile score for this candidate is then calculated as:

$$\text{Percentile Score} = 100 \times \frac{\text{No. of Candidates appeared from the session with raw score EQUAL TO OR LESS than T Score}}{\text{Total No. of Candidates appeared in the session}}$$

Candidate	Raw Score S1	Percentile Score
A20020720	200	100
A20411664	192	99.969144
A20018569	190	99.831255
A20339879	184	99.732901
A20074407	180	99.432054
A20751862	88	88.654575
A20922992	48	74.137715
A21004667	40	69.290405
A21141123	22	52.135343
A25465232	8	30.675846
A26545946	6	27.584445
A25656543	2	24.886459
A26625216	1	22.351432
A26174451	0	19.997686
A25463225	-1	15.23523
A26598636	-6	11.104361
A26596462	-40	0.053034

Candidate	Raw Score S2	Percentile Score
B20123935	194	100
B20012622	192	99.9990405
B20656224	100	96.9671093
B20410215	42	69.2904047
B20236444	26	67.7672549
B20128586	14	46.3751151
B20001667	4	27.0887703
B20042147	2	23.9100399
B20051256	0	12.225608
B20481968	-2	11.6211621
B20091701	-12	10.4982563
B20549576	-14	10.3947421
B20098269	-30	10.2430506
B20071356	-36	0.053034

Candidate	Raw Score S3	Percentile Score
C20150694	188	100
C20087997	186	99.969144
C20121991	184	99.831255
C20058572	180	99.732901
C20060310	172	99.432054
C20008597	56	78.338974
C20430859	36	69.00182
C20518247	20	52.135343
C20045510	14	38.091932
C20860609	9	30.675846
C20861476	5	27.584445
C20512680	3	24.886459
C20069270	2	22.351432
C20355550	0	12.188701
C20549576	-3	11.23523
C26598636	-22	0.0539983
C26596462	-36	0.053034

Candidate	Raw Score S4	Percentile Score
D20479616	200	100
D20040337	194	99.9990405
D20467385	98	88.6545749
D20398094	44	68.9660903
D20428934	40	49.5097099
D20032939	32	46.3751151
D20690279	30	27.0887703
D20840699	28	23.9100399
D20084751	26	20.8800276
D21237483	24	12.1887008
D21077463	1	11.5349248
D20348188	-2	11.0243302
D25463225	-40	0.053034

Step2: Pull Back of the percentiles to the marks scale for each session to get Normalized marks.

Candidate	Percentile Score	Raw Score S1	Raw Score S2	Raw Score S3	Raw Score S4
A20020720=B20123935=C20150694=D20479616	100	200	194	188	200
B20012622=D20040337	99.99904053	-	192	-	194
A20411664=C20087997	99.9691438	192	-	186	-
A20018569=C20121991	99.8312554	190	-	184	-
A20339879=C20058572	99.7329013	184	-	180	-
A20074407=C20060310	99.4320538	180	-	172	-
B20656224	96.9671093	-	100	-	-
A20751862=D20467385	88.6545749	88	-	-	98
C20008597	78.3389742	-	-	56	-
A20922992	74.1377149	48	-	-	-
A21004667=B20410215	69.2904047	40	42	-	-
C20430859	69.0018201	-	-	36	-
D20398094	68.9660903	-	-	-	44
B20236444	67.7672549	-	26	-	-
A21141123=C20518247	52.1353428	22	-	20	-
D20428934	49.50970986	-	-	-	40
B20128586=D20032939	46.37511514	-	14	-	32
C20045510	38.0919321	-	-	14	-
A25465232=C20860609	30.6758464	8	-	9	-
A26545946=C20861476	27.5844446	6	-	5	-
B20001667=D20690279	27.08877034	-	4	-	30
A25656543=C20512680	24.886459	2	-	3	-
B20042147=D20840699	23.91003991	-	2	-	28
A26625216=C20069270	22.3514324	1	-	2	-
D20084751	20.88002763	-	-	-	26
A26174451	19.9976858	0	-	-	-
A25463225	15.23523	-1	-	-	-
B20051256	12.225608	-	0	-	-
C20355550=D21237483	12.1887008	-	-	0	24
B20481968	11.62116211	-	-2	-	-
D21077463	11.53492478	-	-	-	1
C20549576	11.23523	-	-	-3	-
A26598636	11.1043613	-6	-	-	-
D20348188	11.0243302	-	-	-	-2
B20091701	10.49825625	-	-12	-	-
B20549576	10.39474209	-	-14	-	-
B20098269	10.2430506	-	-30	-	-
C26598636	0.0539983	-	-	-22	-
A26596462=B20071356=C26596462=D25463225	0.053034	-40	-36	-36	-40

In the remaining part of this Step2, the blank entries in the Raw Score Columns are filled up using following linear interpolation Formulae:

$$X = x_1 + \frac{x_2 - x_1}{p_2 - p_1} (P - p_1)$$

Candidate	Percentile Score	Raw Score S1	Raw Score S2	Raw Score S3	Raw Score S4
A20020720=B20123935=C20150694=D20479616	100	200	194	188	200
B20012622=D20040337	99.9990405	199.7512409	192	187.93781	194
A20411664=C20087997	99.9691438	192	171.96504	186	171.96504
A20018569=C20121991	99.8312554	190	167.63275	184	167.63275
A20339879=C20058572	99.7329013	184	164.54257	180	164.54257
A20074407=C20060310	99.4320538	180	155.09028	172	155.09028
B20656224	96.9671093	158.958447	100	158.4442	101.91063
A20751862=D20467385	88.6545749	88	82.580043	112.72997	98
C20008597	78.3389742	56.7810489	60.96241	56	69.707196
A20922992	74.1377149	48	52.158146	47.207694	58.184318
A21004667=B20410215	69.2904047	40	42	36.629757	44.889504
C20430859	69.0018201	39.6972017	38.968549	36	44.097997
D20398094	68.9660903	39.6597121	38.593224	35.966106	44
B20236444	67.7672549	38.4018305	26	34.828858	43.753534
A21141123=C20518247	52.1353428	22	17.231221	20	40.539799
D20428934	49.5097099	20.1081761	15.758363	18.878207	40
B20128586=D20032939	46.3751151	17.8496346	14	17.538962	32
C20045510	38.0919321	11.8814266	9.7051566	14	31.141031
A25465232=C20860609	30.6758464	8	5.8599046	9	30.371981
A26545946=C20861476	27.5844446	6	4.2570079	5	30.051402
B20001667=D20690279	27.0887703	5.2651195	4	4.6325597	30
A25656543=C20512680	24.886459	2	2.6143453	3	28.614345
B20042147=D20840699	23.9100399	1.6148289	2	2.6148289	28
A26625216=C20069270	22.3514324	1	1.7332164	2	26.97122
D20084751	20.8800276	0.374867	1.4813591	1.7104312	26
A26174451	19.9976858	0	1.3303305	1.5367886	25.79696
A25463225	15.23523	-1	0.5151508	0.5995493	24.70105
B20051256	12.225608	-4.6428439	0	0.0072632	24.008493
C20355550=D21237483	12.1887008	-4.6875164	-0.122119	0	24
B20481968	11.6211621	-5.3744647	-2	-1.785703	4.0338503
D21077463	11.5349248	-5.4788463	-2.767984	-2.057041	1
C20549576	11.23523	-5.8415966	-5.436905	-3	-0.760858
A26598636	11.1043613	-6	-6.602352	-3.222382	-1.529777
D20348188	11.0243302	-6.24622	-7.315066	-3.358377	-2
B20091701	10.4982563	-7.8647146	-12	-4.252322	-3.822101
B20549576	10.3947421	-8.1831815	-14	-4.428221	-4.180631
B20098269	10.2430506	-8.6498685	-30	-4.685987	-4.706027
C26598636	0.0539983	-39.9970333	-35.99943	-22	-39.99666
A26596462=B20071356=C26596462=D25463225	0.053034	-40	-36	-36	-40

Information Bulletin: Common University Entrance Test (UG) - 2023

Step3: Calculation of Normalized Score: Now for each subject there is a score assigned to each percentile value for each session. The Normalised score, Z, corresponding to a percentile value P, is calculated as:

$$Z = \text{Average of } (uA, uC, \dots, ut) = \frac{uA + uB + uC + \dots + ut}{t}$$

Where uA, uC, \dots, ut denote the raw scores corresponding to the percentile P in each of different sessions

Candidate	Percentile Score	Raw Score S1	Raw Score S2	Raw Score S3	Raw Score S4	Normalised Marks
A20020720=B20123935=C20150694=D20479616	100	200	194	188	200	195.5
B20012622=D20040337	99.999041	199.7512409	192	187.9378	194	193.4223
A20411664=C20087997	99.969144	192	171.965	186	171.965	180.4825
A20018569=C20121991	99.831255	190	167.6327	184	167.6327	177.3164
A20339879=C20058572	99.732901	184	164.5426	180	164.5426	173.2713
A20074407=C20060310	99.432054	180	155.0903	172	155.0903	165.5451
B20656224	96.967109	158.958447	100	158.4442	101.9106	129.8283
A20751862=D20467385	88.654575	88	82.58004	112.73	98	95.3275
C20008597	78.338974	56.7810489	60.96241	56	69.7072	60.86266
A20922992	74.137715	48	52.15815	47.20769	58.18432	51.38754
A21004667=B20410215	69.290405	40	42	36.62976	44.8895	40.87982
C20430859	69.00182	39.6972017	38.96855	36	44.098	39.69094
D20398094	68.96609	39.6597121	38.59322	35.96611	44	39.55476
B20236444	67.767255	38.4018305	26	34.82886	43.75353	35.74606
A21141123=C20518247	52.135343	22	17.23122	20	40.5398	24.94276
D20428934	49.50971	20.1081761	15.75836	18.87821	40	23.68619
B20128586=D20032939	46.375115	17.8496346	14	17.53896	32	20.34715
C20045510	38.091932	11.8814266	9.705157	14	31.14103	16.6819
A25465232=C20860609	30.675846	8	5.859905	9	30.37198	13.30797
A26545946=C20861476	27.584445	6	4.257008	5	30.0514	11.3271
B20001667=D20690279	27.08877	5.2651195	4	4.63256	30	10.97442
A25656543=C20512680	24.886459	2	2.614345	3	28.61435	9.057173
B20042147=D20840699	23.91004	1.6148289	2	2.614829	28	8.557414
A26625216=C20069270	22.351432	1	1.733216	2	26.97122	7.926109
D20084751	20.880028	0.374867	1.481359	1.710431	26	7.391664
A26174451	19.997686	0	1.330331	1.536789	25.79696	7.16602
A25463225	15.23523	-1	0.515151	0.599549	24.70105	6.203938
B20051256	12.225608	-4.6428439	0	0.007263	24.00849	4.843228
C20355550=D21237483	12.188701	-4.6875164	-0.12212	0	24	4.797591
B20481968	11.621162	-5.3744647	-2	-1.7857	4.03385	-1.28158
D21077463	11.534925	-5.4788463	-2.76798	-2.05704	1	-2.32597
C20549576	11.23523	-5.8415966	-5.43691	-3	-0.76086	-3.75984
A26598636	11.104361	-6	-6.60235	-3.22238	-1.52978	-4.33863
D20348188	11.02433	-6.24622	-7.31507	-3.35838	-2	-4.72992
B20091701	10.498256	-7.8647146	-12	-4.25232	-3.8221	-6.98478
B20549576	10.394742	-8.1831815	-14	-4.42822	-4.18063	-7.69801
B20098269	10.243051	-8.6498685	-30	-4.68599	-4.70603	-12.0105
C26598636	0.0539983	-39.9970333	-35.9994	-22	-39.9967	-34.4983
A26596462=B20071356=C26596462=D25463225	0.053034	-40	-36	-36	-40	-38



The above method is based on the work: “Normalization of marks in multi-session examinations”, Abhay G. Bhatt et al, CURRENT SCIENCE, Vol. 118, No. 1, 10 January 2020.

Replica of the online Application Form of CUET (UG) - 2023



Department of Higher Education
Ministry of Education
Government of India



विश्वविद्यालय अनुदान आयोग
University Grants Commission
quality higher education for all



राष्ट्रीय परीक्षा एजेंसी
National Testing Agency
Excellence in Assessment

Common University Entrance Test CUET (UG) - 2023

Application Guide

Samarth eGov

Student Registration Form

Note: Applicant must read the information bulletin and Instruction manuals carefully before applying.

Steps to be followed for the New Registration

Step 1: "New Registration"

Click on the "Register" button for the fresh registration for the CUET (UG) -2023 exam.

CUET (UG) 2023 portal: <https://cuet.samarth.ac.in>

भारत सरकार
Government of India

शिक्षा मंत्रालय
Ministry of Education

विश्वविद्यालय अनुदान आयोग
University Grants Commission

राष्ट्रीय परीक्षण एजेंसी
National Testing Agency

समर्थ
Samarth, ICT Initiatives of MoE

A- A A+

Department of Higher Education
Ministry of Education
Government of India

विश्वविद्यालयीन सामान्य प्रवेश परीक्षा (यूजी) - 2023
Common University Entrance Test
CUET (UG) - 2023

विश्वविद्यालय अनुदान आयोग
University Grants Commission
Quality higher education for all

राष्ट्रीय परीक्षा एजेंसी
National Testing Agency
Excellence in Assessment

Home Information Bulletin Syllabus Universities Application Guide FAQ Contact Us Sign in Register

Announcement : Welcome to CUET (UG) - 2023 Portal.

Public Notice News & Events Important Dates

• Notice
Published on 09/02/2023

About National Testing Agency

The Ministry of Education (MoE), Government of India (GoI) has established the National Testing Agency (NTA) as an independent, autonomous, and self- sustained premier testing organization under the Societies Registration Act (1860) for conducting efficient, transparent, and international standardized tests in order to assess the

Step 2: Instructions and Procedure for online submission of Application Form

- Applicant should read the **Information Bulletin** carefully before applying for the CUET (UG) 2023 exam.

Instructions and Procedure for online submission of Application Form

[Download Information Bulletin](#)

- Candidates must read carefully the Instructions (including how to fill up the Application Form online) given in the Information Bulletin available on the NTA Website: <https://cuet.samarth.ac.in> Candidates not complying with the instructions shall be summarily disqualified.
- Candidates can apply for CUET (UG) - 2023 through the "Online" mode only. The Application Form in any other mode will not be accepted.
- Submission of Application Form should be made by the candidate online through the NTA website: <https://cuet.samarth.ac.in/>

4. Instructions for filling Online Application Form:

- Download **Information Bulletin and Replica of Application Form**. Read these carefully to ensure your eligibility.
- Follow the steps given below to Apply Online:

Step 1: Registration Form:

Register for the Online Application Form and note down the system-generated Application Number. The candidate should provide the required details while filling the Online Application Form and is also required to create PASSWORD and choose Security Question and enter his/her Answer. After successful submission of the personal details, an Application Number will be generated and it will be used to complete the remaining Steps of the Application Form and will also be required for all future reference/correspondence. For subsequent logins, the candidate will be able to login directly with the respective system-generated Application Number and created Password.

Step 2: Application Form:

The Candidates can log in with the system-generated Application Number and pre-created Password for completing the Application Form including filling up personal details, providing the details of educational qualification, University / Institution / Organization and programme selection, test paper details, choosing the Examination Cities, and uploading the images and documents (if any).

Upload Scanned Images of Candidate's Photograph, Signature and Category Certificate (if applicable), and PwBD Certificate (wherever applicable):

- The recent photograph should be either in colour or black and white with 80% face (without mask) visible including ears against a white background.
- Scanned photograph and signature should be in JPG/JPEG format (clearly legible).
- The size of the scanned photograph should be between 10 kb to 200 kb (clearly legible).
- The size of the scanned signature should be between 4 kb to 30 kb (clearly legible).
- The size of the scanned copy of the Category certificate (SC/ST/OBC/EWS etc.) should be in pdf between 50kb to 300kb (clearly legible).
- The size of the scanned copy of the PwBD certificate should be in pdf between 50 kb to 300 kb (clearly legible).

[Note: The Candidate must upload only his/her own photograph, signature, and certificate(s) as mentioned above (and not of anybody else) in a correct/proper manner. In case, it is found at any time in the future that the Candidate has used/uploaded the photograph, signature, and certificate(s) of someone else in his/her Application Form/Admit Card, or he/she has tampered his/her Admit Card/Result/Scorecard, these acts of the candidate shall be treated as Unfair Means (UFM) Practices and action taken as detailed under the provisions of the Information Bulletin relating to Unfair Means Practices.

Please check your photograph and signature before submission of the Application Form. In case the photograph or signature is blurred or not visible to identify the identity of the candidate then, the application will be rejected.

Step 3: Fee Payment:

Fee Payable by candidates [CUET (UG) – 2023] in INR

No. of subjects	Centres in India			Centres Outside India
	General (UR)	OBC (NCL)/EWS	SC/ST/PwBD/Third gender	
Upto 03 Subjects	₹ 750/-	₹ 700/-	₹ 650/-	₹ 3750/-
Upto 07 Subjects	₹ 1500/-	₹ 1400/-	₹ 1300/-	₹ 7500/-
Upto 10 Subjects	₹ 1750/-	₹ 1650/-	₹ 1550/-	₹ 11000/-

* NCL: Non-Creamy Layer
 ** EWS: Economically Weaker Section

Processing charges and Goods & Service Taxes (GST) are to be paid by the candidate, as applicable.

Information Bulletin: Common University Entrance Test (UG) - 2023

After completing Step 1 and Step 2, the candidates must pay the requisite examination fee. The fee can be submitted only online through Net Banking, Credit Card, Debit Card, UPI, or Paytm Services. Processing charges and GST as applicable are chargeable to the candidate (in addition to the examination fee) by the concerned Bank/Payment Gateway Integrator.

The Confirmation Page of the online Application Form will be generated only after successful payment by the Candidate. In case the Confirmation Page is not generated after payment of fee, then the candidate may have to approach the concerned Bank / Payment Gateway (in the helpline number and e-mail given in the Information Bulletin) for ensuring the successful payment or for obtaining the refund of duplicate/multiple payments].

5. Candidates shall ensure that the information entered by them in their respective online Application Form is correct.
6. All candidates must ensure that they have provided the correct e-mail address and mobile number.
7. Information provided by the candidates in their respective online Application Forms, like the Name of the Candidate, Contact Details, Address Details, Category, Gender, PwBD Status, Educational Qualification Details, Date of Birth, Choice of Exam cities, etc. will be treated as final. Any request for change in such particulars will not be considered by NTA under any circumstances.
8. NTA does not edit/modify/alter any information entered by the candidates after completion of the application process under any circumstances. Any request for change in information thereafter will not be entertained. Therefore, candidates are advised to exercise utmost caution before filling up the correct details in the Application Form.
9. NTA disclaims any liability that may arise to a candidate(s) due to incorrect information provided by him/her in his/her online Application Form.
10. Candidates must ensure that their email address and mobile number to be registered in their online Application Form are their own, as relevant/important information/ communication will be sent by NTA through e-mail on the registered E-mail Address and through SMS on the registered mobile number only. NTA shall not be responsible for any non-communication /miscommunication with a candidate in the E-mail Address or Mobile Number given by him/her other than his/her own.
11. Candidates are advised to visit the NTA Website (www.nta.ac.in and <https://cuet.samarth.ac.in/>) and check their E-mails regularly for the latest updates.
12. Candidates shall appear at their own cost at the Examination Centre on the Date, Shift, and Time indicated on their Admit Cards issued by the NTA in due course through its Website.

13. Important Instruction about PASSWORD

- i. During online form filling, the candidate will be required to choose PASSWORD and Security Question and its Answer. The candidate is advised to record/remember their password for all future logins.
- ii. For subsequent logins, the candidate will be able to login directly with their respective system-generated Application Number and the chosen Password.
- iii. The candidate is advised not to disclose or share their password with anybody. Neither NTA nor SAMARTH will be responsible for the violation or misuse of the password of a candidate.
- iv. Candidates can change his/her passwords after login if desired.
- v. Candidates should remember to log out at the end of their session so that the particulars of the candidate cannot be tampered with or modified by unauthorized persons.

The Password must be as per the following Password policy.

- a) Password must be **8 to 13 characters long**.
- b) Password must have at least **one Uppercase** alphabet.
- c) Password must have at least **one Lower case** alphabet.
- d) Password must have at least **one numeric value**.
- v. Password must have at least **one special character** eg. !@#%&*'-.

How to reset your Password: The following options are available to reset Password

- i. Using Security Question and its Answer you have chosen during Form filling.
- ii. Using a verification code sent via text message (SMS) to your Registered Mobile No.
- iii. Using a reset link sent via Email to your Registered Email address.

Note:

- i. Candidates who will be appearing in CUET (UG) - 2023 may participate in the Counselling / admission process of any University / Institution / Organization even though they have not applied for that University / Institution / Organization in the Online Application Form of CUET (UG) - 2023. However, the candidates must fulfil the eligibility criteria of that Course of University / Institution / Organization where they are seeking admission.
- ii. Also the University / Institution / Organization may admit any candidate who has appeared for CUET (UG) - 2023 (irrespective of the fact that the candidate has chosen that University / Institution / Organization in the online Application Form of CUET (UG) - 2023. Moreover, the candidate must fulfil the eligibility criteria for that Course where the admission is being taken.

- I have downloaded the Information Bulletin of CUET (UG) - 2023, read and understood all the Instructions therein as well as those mentioned above, and fill up the online Application Form for the CUET (UG) - 2023 accordingly.

[Click here to Proceed](#)

Step 3: Registration form

3.1 Personal Details

Applicant have to fill in their personal information and other details.

The screenshot shows a web interface for a registration form. On the left, there is a 'Form Status' sidebar with three steps: 1. Apply for Online Registration, 2. Fill Online Application Form, and 3. Pay Examination Fee. The main area is titled 'Registration Form' and contains a 'Personal Details' section. This section includes several input fields: 'Candidate's Name (As per class X or Equivalent Certificate)' with a text box and a help icon; 'Father's Name', 'Mother's Name', and 'Guardian's Name' each with a text box and a help icon; 'Candidate's Date of Birth' with three dropdown menus for Day, Month, and Year; 'Gender', 'Nationality', and 'Identity Type' each with a dropdown menu; and 'Valid Identification Number' with a text box.

3.2 Present Address

Applicant have to fill in the present address details.

The screenshot shows the 'Present Address' section of the registration form. It features a large blue placeholder box on the left. To the right, there are several input fields: 'Identity Type' with a dropdown menu showing 'Select'; 'Valid Identification Number' with a text box; 'Present Address' with a text box and a circular orange icon; 'Premises No./Name' with a text box; 'Sub Locality' with a text box; and 'Locality' with a text box.

3.3 Choose Password

Applicant have to choose the password.

The image shows a registration form with the following fields and labels:

- 120222 (with a green checkmark)
- Choose Password
- Password must be of 8-13 characters, must have one special character, one upper case character, one lower case character one numeric value. e.g Test
- Password (Minimum 8 characters) [Input field with dots and a green checkmark]
- Confirm Password [Input field with text "Confirm Password"]
- Security Question [Input field with text "Select"]
- Security Answer [Input field with text "Enter Security Answer"]
- Security Pin

3.4 Security Pin

Applicant have to fill in the security pin and submit the required details for registration.

The image shows a security pin verification screen with the following elements:

- booflex logo
- Type the text
- zuyoooq (with a green checkmark)
- Click on the text to change
- Submit button

Step 4: Preview of the personal details

Applicant can preview and verify the personal details and can click on **“submit and send OTP to mobile”** button to proceed further.

Mobile

Permanent Address

I agree with the Information Bulletin and fully understanding the provisions/ procedures mentioned therein. I further declare that the information provided is true and correct to the best of my knowledge and belief. I agree that my Result may be withheld/ not declared/ my candidature may be cancelled if false information has been furnished in this application. I shall abide by these terms and conditions as well as the rules and regulations of NTA regarding this exam from time to time.

Submit and Send OTP to Mobile

- Applicant can also edit the details (if required) by clicking on the **“Edit Registration Details”** button.

Step 5: Verification of OTP

Each Applicant has to complete the OTP verification process.

- OTP will be received on the registered mobile number/Email id of the Applicant.

/ Answer

in due to security reason

9999999999)

Enter OTP

Submit

- Applicant will receive an Application form number after the successful verification of the OTP on their registered mobile number/Email id.

- Applicant are advised to note the application form number for the future reference.

Step 6: Login

After successful OTP verification, Applicant can login by using the application form number and password.

Home Information Bulletin Syllabus Universities Application Guide FAQ * Contact Us Sign In Register

Steps to apply online

1. Apply for Online Registration
2. Fill Online Application Form
3. Pay Examination Fee

New Registration?

Click here for new registration

Only Registered Candidates Sign In

Application Number

Enter Application Number

Password

Password

85133

Enter Security PIN (Click on the text to change)

Enter Security PIN

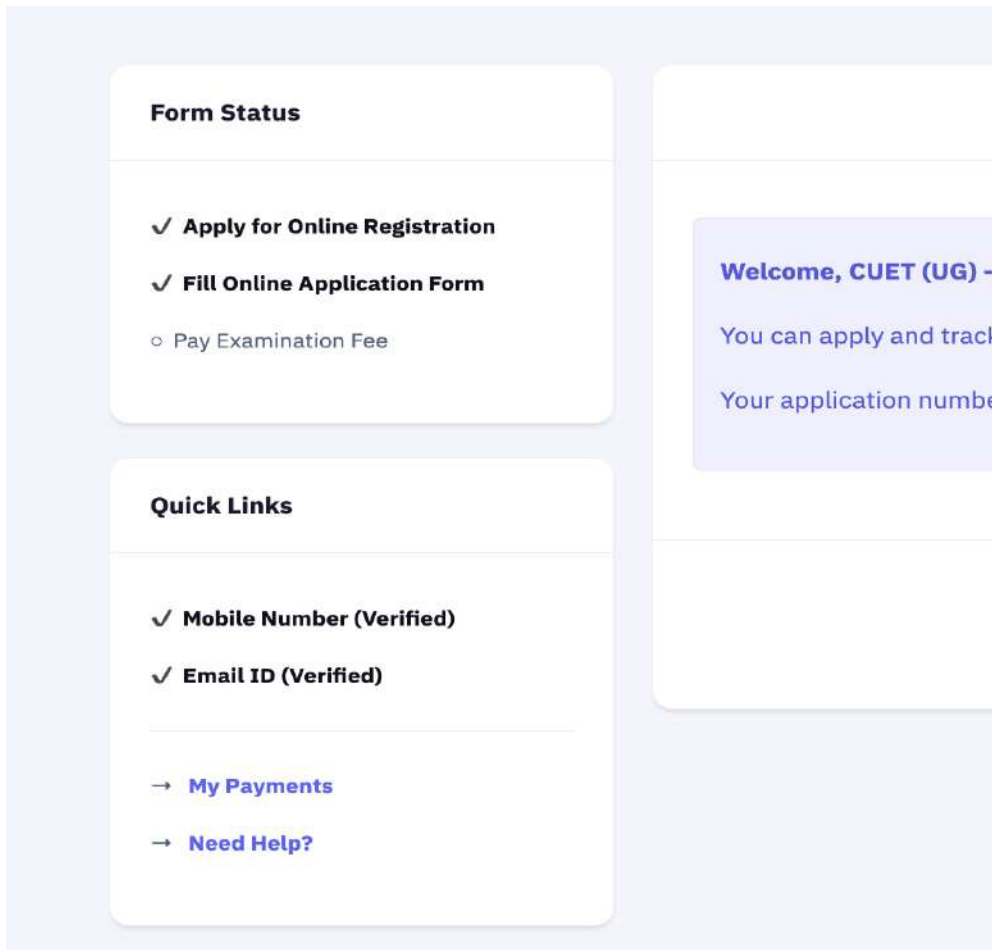
Login

Forgot Password? or Application No?

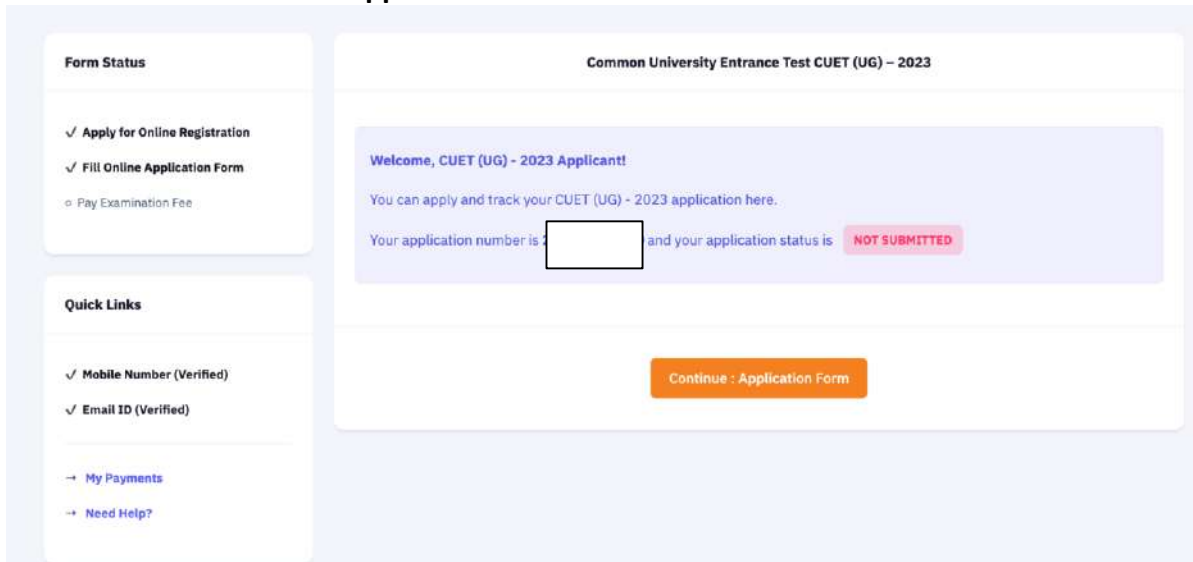
- Applicant who have already signed in, can continue the application form process by clicking on the ***“Continue Application form”*** button.

6.1 Check Form Status

6.2 Quick Links for Account Actions



6.3 Continue with Application Form



Step 7: Complete the application form

Applicant have to fill in the other personal details and click save to complete the form.

us

Online Registration

Application Form

Registration Fee

Registration Form

Personal Details

Candidate's Name
(As per class X or Equivalent
Certificate)

Enter Candidate's Name

Father's Name

Enter Father's Name

Identity Type

Select

Valid Identification Number

Enter Valid Identification Number

Present Address

Premises No./Name

Enter Premises No./Name

Sub Locality

Enter Sub Locality

Locality

Enter Locality

	Alternate Contact Number	<input type="text" value="Enter Alternate Contact Number"/>
	Permanent Address <input type="checkbox"/> Click if Same As Present Address	
	Premises No./Name	<input type="text" value="Enter Premises No./Name"/>
	Sub Locality	<input type="text" value="Enter Sub Locality"/>
	Locality	<input type="text" value="Enter Locality"/>
	Country	<input type="text" value="Select"/>
	Pincode	<input type="text"/>

Other Quota & Category

Do you belong to Below Poverty Line ?	<input type="text" value="No"/>
Are you Kashmiri Migrant ?	<input type="text" value="No"/>
Ward of Defence Personnel / Ex-Servicemen	<input type="text" value="No"/>
Claim for NCC Quota	<input type="text" value="No"/>
Claim for Sports Quota	<input type="text" value="No"/>
Are you a ward of University Employee?	<input type="text" value="No"/>

A screenshot of a web form with five input fields, each containing the text "No". The fields are labeled as follows: "i Migrant?", "ervicemen", "NCC Quota", "orts Quota", and "Employee?". Below the fields is a prominent orange "Save" button.

- Applicant also can go back to the previous section by clicking on **“Back”** button.

A screenshot of a web form with four input fields. The first two fields are labeled "Mother Employee ID" and "Mother Designation", both containing "--". The last two fields are labeled "Name of the Department" and "Mother Employment". Below the fields are two buttons: "Back to Dashboard" (highlighted with an orange circle) and "Update Personal Form". At the bottom, there is a dark blue footer with the text: "© Disclaimer: This site is designed and hosted by Samarth eGov and the contents are provided by NTA. For any further information..."

- Applicant can preview/update the personal details by clicking the **“Update Personal Form”** or may click **“Proceed to Next Section”** to go to next section.

-- Name of the Department/Affiliated College --

-- Mother Employment Status --

[Update Personal Form](#)

by Samarth eGov and the contents are provided by NTA. For any further information, please

Name of the Department/Affiliated College --

Mother Employment Status --

Update Personal Form

[Proceed to Next Section](#)

by NTA. For any further information, please

Samarth eGov

Step 8: Application Form: Educational Details

Application Form : Educational Details

Class Xth or Equivalent Educational Details

Result Status	Passed
Passing Year	2018
Qualifying Exam	10th or Equivalent
Place of Schooling	Urban
Type of School/College	Government Aided Private

Qualifying Examination District	NEW DELHI
Board Name	CENTRAL BOARD OF SECONDARY EDUCATION
School/College Name Address	JSRD School
School/College Pincode	110078
Roll Number	763872
Result Mode	Grade
Maximum Grade Point	10.00
CGPA Obtained	8.00
CGPA Equivalent Percentage	

Class XIIth or Equivalent Educational Details

Result Status	Passed
Passing Year	2020
Qualifying Exam	12th or Equivalent
Place of Schooling	Urban
Type of School/College	Government Aided Private
Qualifying Examination Country	India
Qualifying Examination State	

Percentage	--
CGPA Obtained	9.00

[Update Educational Form](#) [Proceed to Next Section](#)

by NTA. For any further information, please [Samarth eGov](#)

Applicant have to fill the Matriculation/10th and Intermediate/12th academic qualifications and click on the "save" button to continue.

PA Obtained 9.00

Percentage 90.00

Save

by Samarth eGov and the contents are provided by NTA. For any further information, please

- Applicant can modify the educational qualification by clicking on the ***“update educational form”*** button.

Grade	Percentage
--	Percentage
10.00	CGPA Obtained
90.00	9.00

Update Educational Form

by Samarth eGov and the contents are provided by NTA. For any further information, please

Grade	Percentage
--	--
10.00	CGPA Obtained
90.00	9.00

[Update Educational Form](#)

by Samarth eGov and the contents are provided by NTA. For any further information, please

Step 9: Application Form: University / Programme selection section

Applicant have to select the **University name & programme** offered by the selected University.

- Applicant can also deselect the selection by clicking on the Remove button present against each University and Programme selected.

Click on the **University/Programme Selection Preview** to move to the next section.

3. Candidate needs to select the Subject/ Language as per the mapping given by the University / Participating Institution/ Organization where admission is being sought, which is available on the website <https://cuetsamarth.ac.in/> and website of respective University / Participating Institution/ Organization.

Select University Name

Select Programme Name

UNIVERSITY NAME	PROGRAMME NAME	LIST OF SUBJECT(S) REQUIRED TO APPEAR IN CUET (UG)	ELIGIBILITY
UNIVERSITY OF <input type="text"/> Read more about university	Bachelor of Science (B.Sc.) in Bio-informatics	English, Biology, General Test	Click here

UNIVERSITY NAME	PROGRAMME NAME	ACTION
	B.Tech in Dairy Technology	Remove
	B.Sc. Physics (Honours)	Remove

[University / Programme Selection Preview](#)

- Applicant can update the programme form by clicking on the update *programme form* button.

UNIVERSITY NAME	PROGRAMME NAME
University of Kashmir Jammu University	Integrated B.Sc-M.Sc Zoology
University of Jammu Jammu University	Integrated B.Sc (Hons) - M.Sc in Zoology

[Update Programme Form](#)

Integrated B.Sc-M.Sc Zoology

Integrated B.Sc (Hons) - M.Sc in Zoology

Update Programme Form

Proceed to Next Section

Samarth eGov

Step 10: Test Paper/Subject(s) selection

Applicant have to select the test paper/subject for the examination.

- Applicant must read the [information bulletin](#) of the respective University before test paper/subject selection.

Select Test Paper / Subject(s) Selection

Test Paper / Subject 1	101 : English	Medium of Test Paper / Subject 3	Punjabi
Test Paper / Subject 2	220 : Sanskrit	Medium of Test Paper / Subject 4	English
Test Paper / Subject 3	319 : Mathematics	Medium of Test Paper / Subject 5	English
Test Paper / Subject 4	327 : Teaching Aptitud		
Test Paper / Subject 5	308 : Computer Scienc		
Test Paper / Subject 6	NA : Not Applicable		
Test Paper / Subject 7	NA : Not Applicable		
Test Paper / Subject 8	NA : Not Applicable		
Test Paper / Subject 9	NA : Not Applicable		
Test Paper / Subject 10	NA : Not Applicable		

Please ensure the following:

1. Candidates are advised to read the rules of selection of Test paper / Subject(s) / Language (s) in CUET (UG) – 2023 Information Bulletin.
2. **A candidate may choose maximum of 10 subjects from all three Sections as per the list of subjects given in the Information Bulletin.**
3. Candidate must select Test paper/Subject(s)/ Language(s) based on the eligibility criteria of the Programme offered by University / Institution / Organization in which the candidate wants to seek admission.
4. **Examination will be conducted on multiple days in three shifts, depending on the number of Candidates and Subject choices.**

I hereby declare that I have selected the above subjects for CUET (UG) – 2023 examination and understand that the selected subject is not liable to change or modified in the later stage of the application and examination.

Back

Save

- Applicant can update the **test paper/subject selection** (if required) or move to the next section.

I hereby declare that I have selected the above subjects for CUET (UG) – 2023 examination and understand that the selected subject is not liable to change or modified in the later stage of the application and examination.

Previous Section

Update Test Paper / Subject(s)
Form

Proceed to Next Section

Step 11: Examination Center Selection

- Applicant can select the four preferences of the **examination center** details on the basis of their preferences.
- Click the **“save”** button to proceed further.

Application Form : Examination Center Selection

Examination Center Details

Center City Preference 1

HARYANA



FARIDABAD (HR



Center City Preference 2

UTTAR PRADESH



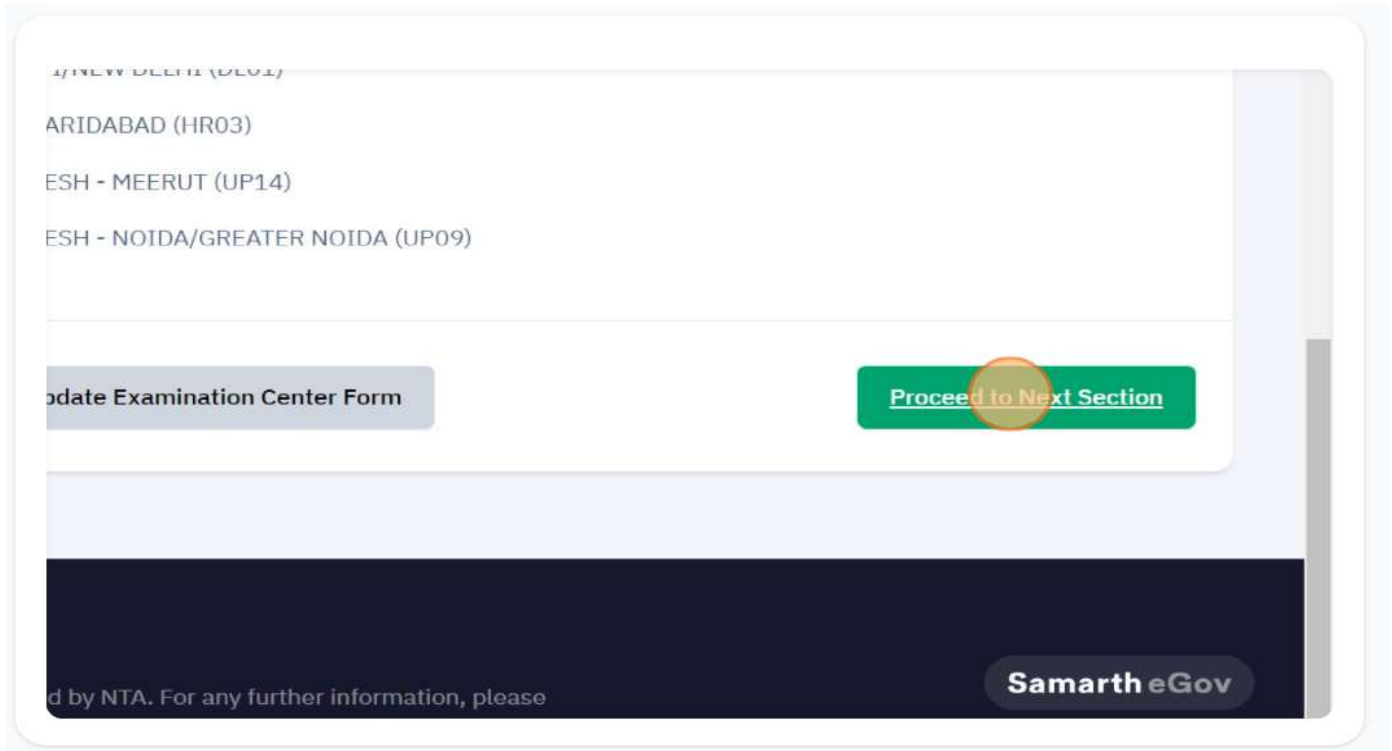
AGRA (UP01)



Back

Save

- Applicant can also update the examination center (if required) or can proceed to the next section

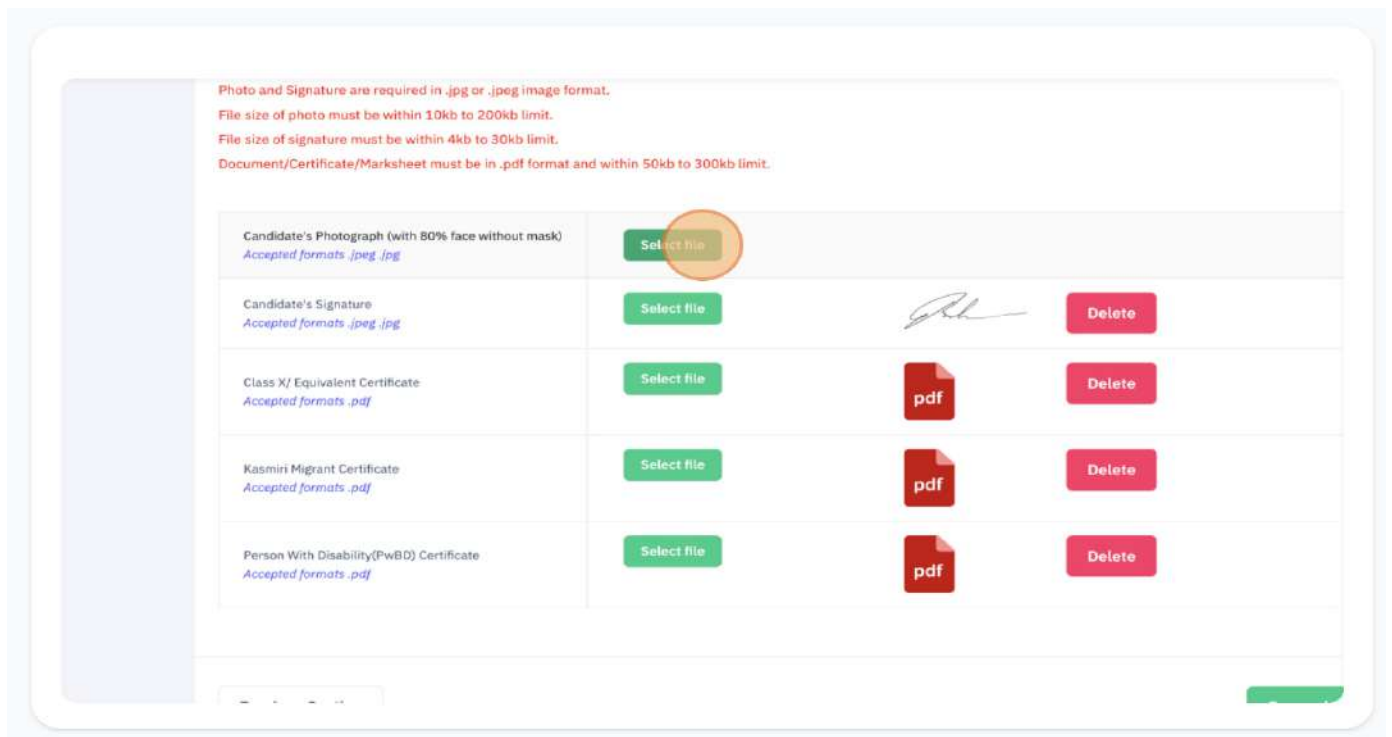


Step 12: Upload section

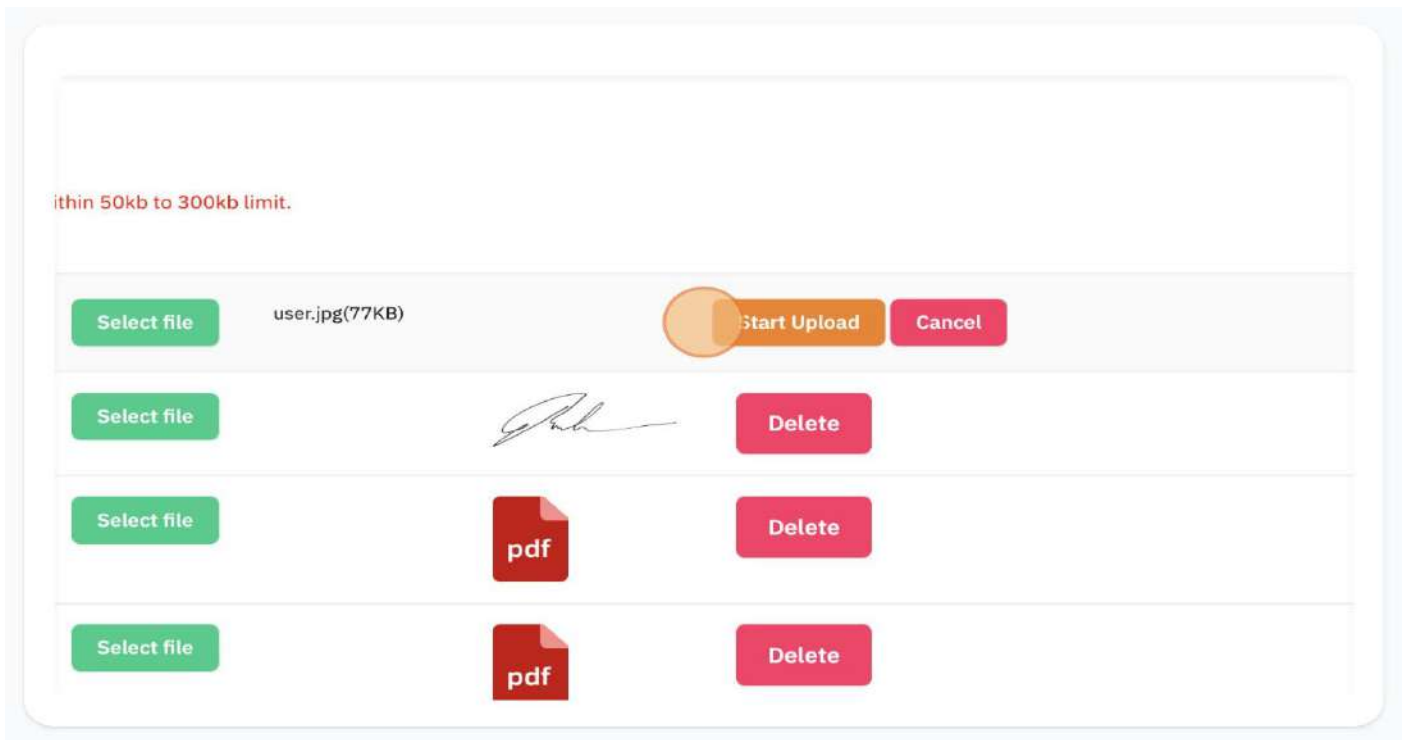
- Applicant have to upload the supporting documents for the details mentioned in the application form to move to the next section.
- The “delete” button is provided to delete the wrongly uploaded photo, signature & documents of the applicant.

Note: Please read the important information regarding the size and type of documents to be uploaded.

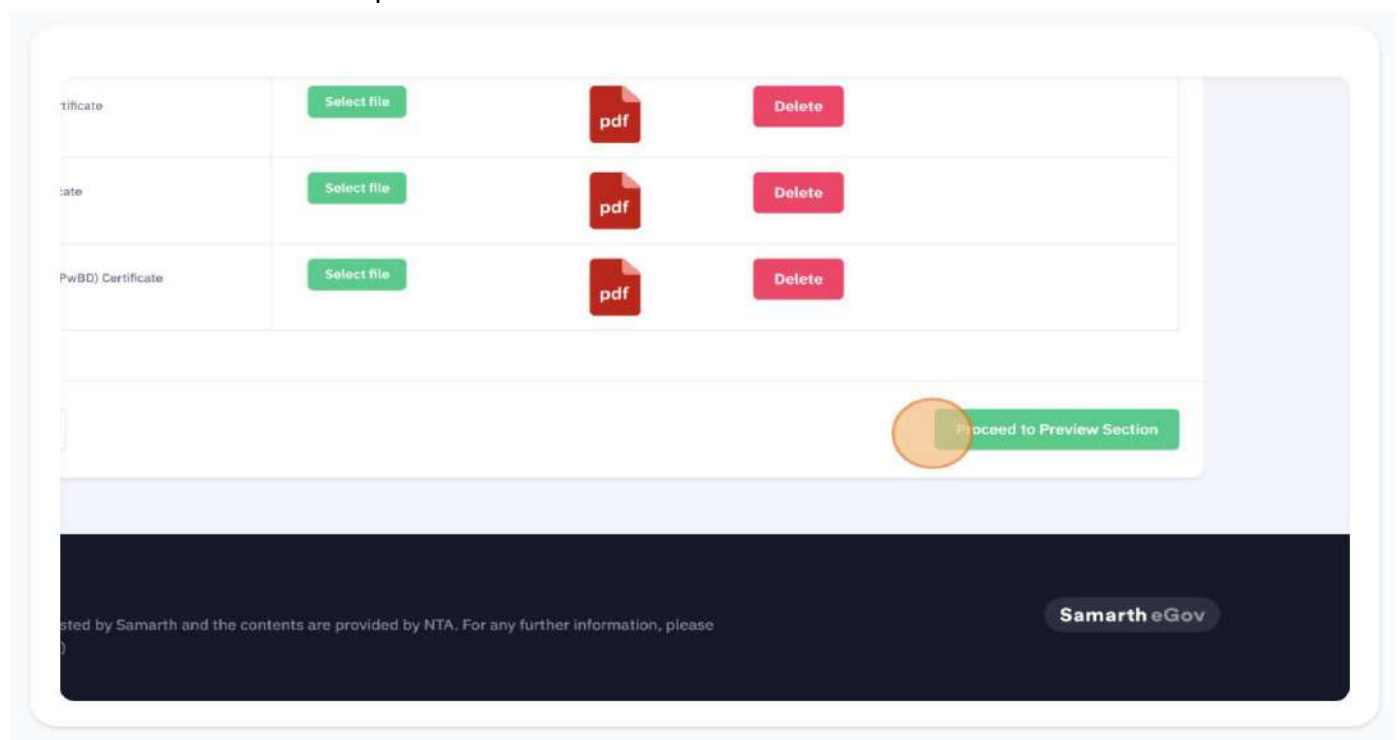
- Select the file to be uploaded



- Then click on Start upload button to start the uploading



- Once all the files are uploaded click on Proceed to Preview Section



Step 13: Preview the complete Form

Applicant can view & update the application form before payment of the fee.

Note: Applicant must check all of the checklist (personal details + Test paper selection + declaration) before the final fee submission

Information Bulletin: Common University Entrance Test (UG) - 2023

Review Page : Online Application Form No. 23351000000

Application Status: **Not Submitted**

Common University Entrance Test
CUET (UG) - 2023

Application Form

Review the following particulars carefully. If you would like to change any particulars entered, you may do so by using 'Left Links' button or press 'FINAL SUBMIT' button for final submission. Please ensure correctness of following fields as 'No Correction will be permitted at later stage'.

- Candidate Name
- Father Name
- Mother Name
- Date of Birth
- Gender

Once all the details are verified check all the uploaded documents using the view button in the **Uploaded Scanned Files** section.

Premises No./Name(Address)	ADL1	Sub Locality	ADL2
Locality	LG	Country	India
State/UT	DELHI	DISTRICT	NORTH
Pincode	282001		

Upload Scanned Files

Candidate's Photograph (with 80% face without mask)	View
Candidate's Signature	View
Class X/ Equivalent Certificate	View
Kashmiri Migrant Certificate	View
BPL Certificate	View
Ward of Defence Personnel / Ex-Servicemen Certificate	View
Person With Disability(PwD) Certificate	View

Fee Details

Opted for Exam Centre(s) outside India	No
Fee for Slot 1 (paper(s) 101 : English, 302 : Agriculture, 303 : Anthropology, General Test Section III)	₹ 550

Now, in the **Particulars Checklist to be Verified** click on the all the checkboxes near each field items to confirm your acknowledgement on all the details furnished.

[Preference 1 :HARYANA -FARIDABAD \(HR03\)](#)

[Preference 2 :UTTAR PRADESH -AGRA \(UP01\)](#)

[Preference 3 :UTTAR PRADESH -AGRA \(UP01\)](#)

[Preference 4 :HARYANA -GURUGRAM \(HR04\)](#)

I have verified my university programme selection and applied for eligible programmes.

I hereby declare that I have filled up this online application after carefully reading the Information Bulletin and fully understanding the provisions/ procedures mentioned therein. I further declare that all the particulars given by me in this application are true to the best of my knowledge and belief. I agree that my Result may be withheld/ not declared/ my candidature may automatically stand cancelled, In case it is found at any point of time in future that false information has been furnished in this application. I shall abide by these terms and conditions as well as those laid down in the Information Bulletin, Public Notices and Advisories issued by NTA regarding this exam from time to time.

The information given above is true to the best of my knowledge and belief. I am responsible for the correctness of the information provided by me in the application form and the documents uploaded along with it. In case if it is discovered at a later date in the subsequent stages of admission process that the information is incorrect, I understand that my candidature is liable to be cancelled and further action may be taken against me by NTA or the participating Institution or other Authorities.

Further, I authorise NTA to share the details submitted by me in my application form and those relating to the results of my appearance in CUET (UG) – 2023, if required, with all the participating University/ies, to facilitate the admission process.

Update Application Form

Proceed to Payment

Step 14: Read the site message before fee submission

I have verified my university programme selection and applied for eligible programmes.

I hereby declare that I have filled up this online application after carefully reading the Information Bulletin and fully understanding the provisions/ procedures mentioned therein. I further declare that all the particulars given by me in this application are true to the best of my knowledge and belief. I agree that my Result may be withheld/ not declared/ my candidature may automatically stand cancelled, In case it is found at any point of time in future that false information has been furnished in this application. I shall abide by these terms and conditions as well as those laid down in the Information Bulletin, Public Notices and Advisories issued by NTA regarding this exam from time to time.

The information given above is true to the best of my knowledge and belief. I am responsible for the correctness of the information provided by me in the application form and the documents uploaded along with it. In case if it is discovered at a later date in the subsequent stages of admission process that the information is incorrect, I understand that my candidature is liable to be cancelled and further action may be taken against me by NTA or the participating Institution or other Authorities.

Further, I authorise NTA to share the details submitted by me in my application form and those relating to the results of my appearance in CUET (UG) – 2023, if required, with all the participating University/ies, to facilitate the admission process.

cuetsamarth.ac.in says

No modification will be allowed after FINAL SUBMIT. Please check your application form. Click cancel to edit your details or click ok to proceed to payment section.

Cancel

OK

Update Application Form

Proceed to Payment

Please confirm your Email ID in order to proceed to pay the fees

The screenshot shows the 'Email ID' confirmation page on the CUET application portal. The navigation bar at the top includes 'Home', 'Information Bulletin', 'Universities', 'Application Guide', 'FAQs', and 'Contact Us', along with the user's application ID '2210000013'. The main content area is titled 'Email ID' and contains a 'Contact Details' section. Under this section, there are two input fields: 'Candidate's Email ID' and 'Confirm Email ID'. The 'Candidate's Email ID' field contains the text 'candidate@mail.com' and has a green checkmark to its right. Below these fields is the 'engrntu' logo and a field for 'Enter Security Pin' with a note '(Click on the text to change)'. The 'Candidate's Email ID' field is highlighted with an orange circle.

Step 15: Fee Payment

Applicant can now proceed to the payment of Application form among the different payment options.

Note : Examination form fee automatically fetched on the basis of test paper selection.

भारत सरकार Government of India शिक्षा मंत्रालय Ministry of Education विद्यापीठसुलभ अनुदान आयोग University Grants Commission राष्ट्रीय परीक्षण एजेंसी National Testing Agency समर्थ Samarth, ICT Initiatives of MoE A- A+ A+

विश्वविद्यालय अनुदान आयोग University Grants Commission राष्ट्रीय परीक्षा एजेंसी National Testing Agency

Department of Higher Education Ministry of Education Government of India **Common University Entrance Test CUET (UG) - 2023** विश्वविद्यालय अनुदान आयोग University Grants Commission quality higher education for all राष्ट्रीय परीक्षा एजेंसी National Testing Agency

Home Information Bulletin Syllabus Universities Application Guide FAQ Contact Us My Application: 23351000000 Logout (Mukesh Rawat)

Registration Payment

Candidate's Name (As per class X or Equivalent Certificate)	Mukesh Rawat
Gender	Third Gender
Category	General/Unreserved
PwBD Category	Yes Locomotor Disability as specified in the schedule of RPwD Act, 2016
Opted for Exam Centre(s) outside India	No
Fee for 5 subjects	₹ 1300
Total Amount To be Paid	₹ 1300

Processing charges and Goods & Service Taxes (GST) are to be paid by the candidate, as applicable.
If your payment is deducted please check your payment status in My Payments section before initiating second transaction.
No modifications will be allowed after completion of payment process.

State Bank of India (SBI) Canara Bank ICICI Bank Paytm

Back to Dashboard

© Disclaimer:
This site is designed and hosted by Samarth and the contents are provided by NTA. For any further information, please contact to NTA. (version 2.0)

Samarth eGov

Information Bulletin: Common University Entrance Test (UG) - 2023



Department of Higher Education
Ministry of Education
Government of India



विश्वविद्यालय अनुदान आयोग
University Grants Commission
Quality higher education for all



राष्ट्रीय परीक्षा एजेंसी
National Testing Agency
Excellence in Assessment

Common University Entrance Test CUET (UG) - 2022

Application Number	223510000021		
DO NOT SEND THIS PAGE TO NATIONAL TESTING AGENCY (NTA)			
CANDIDATE IS REQUIRED TO RETAIN THE PRINTOUT OF CONFIRMATION PAGE FOR FUTURE REFERENCE			
Personal Details			
Candidate's Name	DEMO NAME	Father's Name	FN
Mother's Name	MOTHER NAME	Guardian's Name	GUARDIAN NAME
Candidate's Date of Birth	3-01-2000	Gender	Male
Nationality	Indian	Mode of Preparation	Tutorial Classes in School
Category	General/Unreserved	Are you Diabetic	No
PwBD Candidate with benchmark disability 40% or more	Yes (Locomotor disability as specified in the Schedule of RPwD Act, 2016)		Scribe Required Yes
State/ UT from where 12th/ Equivalent Passed/ Appearing	DELHI		
Medium of Schooling in 12th/Equivalent Examination	Dogri		Are you Kashmiri Migrant Yes
Are you a ward of University Employee	Yes		Claim for Sports Quota Yes
Ward of Defence Personnel / Ex-Servicemen	Yes		Claim for NCC Quota Yes
Do you belong to Below Poverty Line	Yes		
Test Paper / Subject(s) Selection Details			
Test Paper / Subject(s) Selection for Slot-1			
Language from Section IA	101 : English	Domain-Specific Subject 1	302 : Agriculture
Domain-Specific Subject 2	304 : Biology/Biological Studies/Biotechnology/Biochemistry	Applied for General Test Section III	Yes
Test Paper / Subject(s) Selection for Slot-2			
Additional Language from Section IA & IB	105 : Gujarati	Additional Language from Section IA & IB in lieu of Domain-specific subject	107 : Malayalam
Domain-Specific Subject 3	306 : Chemistry	Domain-Specific Subject 4	303 : Anthropology
Domain-Specific Subject 5	319 : Mathematics	Domain-Specific Subject 6	Not Applicable
Examination Center City Selection Details			
Question Paper Medium	Assamese		
Center City Preference 1	PORT BLAIR (AN01)	Center City Preference 2	ITANAGAR/NAHARLAGUN (AL01)
Center City Preference 3	RI BHOI (MG03)	Center City Preference 4	KOHIMA (NL02)
Present Address :	ADL1, , , NICOBARS, ANDAMAN AND NICOBAR ISLANDS, India, 282001		
Permanent Address :	ADL1, , , NICOBARS, ANDAMAN AND NICOBAR ISLANDS, India, 282001		
Contact Details :			
Images Uploaded by Candidate			
Candidate's Photograph		Candidate's Signature	
Fee Payment Details			
Application Number	Amount	Transaction Date	Transaction ID
223510000021	₹ 1.00	2022-04-06 10:07:20	20220406111212800110168253630022020
			Transaction Order ID
			361692
University / Programme Selection			
MAHATMA GANDHI CENTRAL UNIVERSITY : Bachelor of Commerce (Honours)			
GURU GHASIDAS VISHWAVIDYALAYA : BA (Honours) - Anthropology			
CENTRAL UNIVERSITY OF GUJARAT : German Studies B.A. (Hons.), Chinese B.A. (Hons.), 5-Years Integrated/ Dual Degree B.A.-M.A. in Social Management			
CENTRAL UNIVERSITY OF ANDHRA PRADESH : B.Sc. (Hons) Economics, BVoc Retail Management and IT			

Application number 223510000021, IP Address : 14.139.227.82, Generated On : 06-04-2022 16:57:44 IST, Page 1 of 1



**Mahatma Gandhi
Antarrashtriya Hindi
Vishwavidyalaya**



Manipur University



**Maulana Azad National
Urdu University**



Mizoram University



Nagaland University



**North Eastern Hill
University**



Pondicherry University



**Rajiv Gandhi
University**



Sikkim University



Tezpur University



**The English and Foreign
Languages University**



Tripura University



University of Allahabad



University of Delhi



University of Hyderabad



**Vishwa Bharati
University**



**Mahatma Gandhi
Central University**



**Central Sanskrit
University**



**Shri Lal Bahadur Shastri
National Sanskrit
University**



**National Sanskrit
University**



011-40759000

Information Bulletin



National Testing Agency

(An autonomous organization under the Department of
Higher Education, Ministry of Education, Government of India)

Help Line: For Technical support, contact following during
working days between 10.00 a.m. and 5.00 p.m.

Website-: <https://cuet.samarth.ac.in>, www.nta.ac.in
Email ID: cuet-ug@nta.ac.in